

# Magento 2 AI Content Generator

## Installation and User Guide for Magento 2 AI Content Generator

### Table of Contents

1. Installation
  - *Download Extension*
  - *Installation via app/code*
  - *Installation via Composer*
2. Configuration Settings for AI Content Generator
  - *General Settings*
  - *Product Settings*
  - *Category Settings*
  - *CMS Page Settings*
3. AI Content Generator Settings on Product Pages
  - *Short Description*
  - *Description*
  - *Meta Title*
  - *Meta Description*
  - *Meta Keywords*
4. AI Content Generator Settings on Category Pages
  - *Description*
  - *Meta Title*
  - *Meta Description*
  - *Meta Keywords*
5. AI Content Generator Settings on CMS Pages
  - *Page Content*
  - *Meta Title*
  - *Meta Description*
  - *Meta Keywords*
6. AI Content Generator API Logs

# Installation

- **Download Extension:** Once you have placed the order from our site then go to My Account section and click on My Downloadable Products and download the extension package.

HOME MAGENTO EXTENSIONS **MAGENTO 2 EXTENSIONS** MAGENTO SERVICES OUR WORK UPGRADE TO MAGENTO 2 ABOUT US BLOG CONTACT

**ACCOUNT**  
ACCOUNT DASHBOARD  
ACCOUNT INFORMATION  
ADDRESS BOOK  
MY ORDERS  
MY PRODUCT REVIEWS  
MY WISHLIST  
NEWSLETTER SUBSCRIPTIONS  
**MY DOWNLOADABLE PRODUCTS**  
**MY BASKET**  
You have no items in your shopping cart.  
**RECENTLY VIEWED**

**ORDER #100004740 - COMPLETE**  
Reorder | Print Order  
About This Order: Order Information Invoices  
ORDER DATE: 24 FEBRUARY 2022

**ITEMS ORDERED**

	PRICE	QTY	SUBTOTAL
MAGENTO 2 ADMIN ACTION LOG	£74.99		

**Links:**  
Magento 2 Admin Activity Logger Version 2.0.2

Subtotal	£89.99
VAT	£15.00
<b>Grand Total</b>	<b>£89.99</b>

- **Installation via app/code:** Upload the content of the module to your root folder. This will not overwrite the existing Magento folder or files, only the new contents will be added. After the successful upload of the package, run below commands on Magento 2 root directory.

```
composer require orhanerday/open-ai
php bin/magento setup:upgrade
php bin/magento setup:di:compile
php bin/magento setup:static-content:deploy en_GB en_US
```

- **Installation via Composer:** Please follow the guide provided in the below link to complete the installation via composer.

<https://docs.scommerce-mage.com/magento-2-extensions/installation-via-composer/installation-via-composer>

# Configuration Settings for AI Content Generator

Go to **Admin > Stores > Configuration > Scommerce Configuration > AI Content Generator**

## General Settings

- **Enabled** - Select "Yes" or "No" to enable or disable the module.
- **License Key** - Please add the license for the extension which is provided in the order confirmation email. Please note license keys are site URL specific. If you require license keys for dev/staging sites then please email us at [support@sccommerce-mage.com](mailto:support@sccommerce-mage.com).

### General

Enabled [global]   Use system value  
This setting will be used to enable or disable module

License Key [global]   
This setting will be used to verify your license key for the give domain  
**N.B. License keys are domain specific so for your testing or staging sites please email us at [core@sccommerce-mage.com](mailto:core@sccommerce-mage.com)**

## Chat GPT

- **AI Service** - Please select the AI Service from the dropdown "**ChatGPT**".
- **Chat GPT versions** - Please select the Chat GPT versions from the dropdown "**ChatGPT3.5**".
- **Chat GPT API key**- Please enter the Chat GPT API key.
- **Retention Days** - Define the retention days for the logs that are kept in the database.
- **Cron Job** - Define Cron schedule for purging of the log data.
- **Purge Log** - Select 'Yes' to enable purging of log data in the database

.....

**AI Service** [store view] ChatGPT  Use system value

**Chat GPT versions** [store view] ChatGPT3.5  Use system value  
 If 'Yes' is selected then Chat GPT would generate content.

**Chat GPT API Key** [store view] .....  
 Enter the Chat GPT API key

**Retention Days** [global] 30  Use system value  
 This setting will have number of days worth of logs you want to keep it in the DB

**Cron Job** [global] 0 0 \* \* \*  Use system value  
 This setting will be used to allow you to define schedule how often you want the logs to be purged.

| | | | |  
 | | | | +---- Day of the Week (range: 1-7, 1 standing for Monday)  
 | | | +----- Month of the Year (range: 1-12)  
 | | +----- Day of the Month (range: 1-31)  
 | +----- Hour (range: 0-23)  
 +----- Minute (range: 0-59)  
 Example: 0 0 \* Daily at midnight

**Purge Log** [global] Yes  Use system value  
 This setting will enable purging of the log data in the DB

## Gemini

- **AI Service** - Please select the AI Service from the dropdown "**Gemini**".
- **Gemini API version** - Please select the Gemini API version from the dropdown "Gemini Flash".
- **Gemini API key**- Please enter the Gemini API key.
- **Retention Days** - Define the retention days for the logs that are kept in the database.
- **Cron Job** - Define Cron schedule for purging of the log data.
- **Purge Log** - Select 'Yes' to enable purging of log data in the database

**AI Service** [store view]   Use system value

**Gemini API version** [store view]   Use system value  
 A.I. would generate content as per the chosen version. Gemini Ultra is the most advanced version.

**Gemini API Key** [store view]   
 Enter the Gemini API key

**Retention Days** [global]   Use system value  
 This setting will have number of days worth of logs you want to keep it in the DB

**Cron Job** [global]   Use system value  
 This setting will be used to allow you to define schedule how often you want the logs to be purged.

| | | | |  
 | | | | +---- Day of the Week (range: 1-7, 1 standing for Monday)  
 | | | +----- Month of the Year (range: 1-12)  
 | | +----- Day of the Month (range: 1-31)  
 | +----- Hour (range: 0-23)  
 +----- Minute (range: 0-59)  
 Example: 0 0 \* \* \* Daily at midnight

**Purge Log** [global]   Use system value  
 This setting will enable purging of the log data in the DB

## Groq

- **AI Service** - Please select the AI Service from the dropdown
- **Groq Versions** - Please add the Groq versions. The AI will generate content based on the selected version. Choose 'Custom' to enter a custom value
- **Groq API Key** - Enter the API key from Groq (<https://console.groq.com/>)
- **Retention Days** - Define the retention days for the logs that are kept in the database.
- **Cron Job** - Define Cron schedule for purging of the log data.
- **Purge Log** - Select 'Yes' to enable purging of log data in the database

**AI Service** [store view]   Use system value

**Groq versions** [store view]   Use system value  
 A.I. would generate content as per the chosen version. Choose "Custom" to put custom value.

**Groq API Key** [store view]   
 Enter the Groq API key

**Retention Days** [global]   Use system value  
 This setting will have number of days worth of logs you want to keep it in the DB

**Cron Job** [global]   Use system value  
 This setting will be used to allow you to define schedule how often you want the logs to be purged.  
 | | | |  
 | | | | +---- Day of the Week (range: 1-7, 1 standing for Monday)  
 | | | +----- Month of the Year (range: 1-12)  
 | | +----- Day of the Month (range: 1-31)  
 | +----- Hour (range: 0-23)  
 +----- Minute (range: 0-59)  
 Example: 0 0 \* Daily at midnight

**Purge Log** [global]   Use system value  
 This setting will enable purging of the log data in the DB

**Note:-** Switch store view or website to expose the settings below:-

## Product Settings

- **Meta Title Character Prompt-** Add the prompt for Meta Title on product pages. This prompt setting will be used to extract AI generated content from either ChatGPT or Google Gemini for Product Meta Title. This data can be overwritten or custom prompt can be used at the product level. Google recommendation for Meta title limit is up to 70 characters.
- **Meta Description Prompt -** Add the prompt for Meta Description on product pages. This prompt setting will be used to extract AI generated content from either ChatGPT or Google Gemini for Product Meta Description. This data can be overwritten or custom prompt can be used at the product level. Google recommendation for Meta Description limit is up to 160 characters.
- **Meta Keywords Prompt-** Add the prompt for Meta Keywords on product pages. This prompt setting will be used to extract AI generated content from either ChatGPT or Google Gemini for Product Meta Keywords. This data can be overwritten or custom prompt can be used at the product level. Google recommendation for Meta keyword limit is up to 10 keyword phrases or 160 characters.
- **Short Description Prompt -** Add the prompt for Short Description on product pages. This prompt setting will be used to extract AI generated content from either ChatGPT or Google Gemini for Product Short Description Title. This data can be overwritten or custom prompt can be used at the product level. Google recommendation for Short Description is up to 200 words.

- **Product Description Prompt** - Add the prompt for Product Description on product pages. This prompt setting will be used to extract AI generated content from either ChatGPT or Google Gemini for Product Description. This data can be overwritten or custom prompt can be used at the product level. Google recommendation for Page Description limit is up to 3600 characters.

## Product Settings

**Meta Title character Prompt** [store view]

I need you to assume the role of an accomplished SEO expert and top-tier e-commerce copywriter with excellent proficiency in spoken and written English. Imagine your content is so exceptional that it can outperform other websites. Your assignment is to compose a meta title for a product page with keyword {Product Name} a maximum of 70 charactersDE.

This prompt setting will be used to extract AI generated content from ChatGPT for Product Meta Title. This data can be overwritten or custom prompt can be used at the product level. Google recommendation for Meta title limit is up to 70 characters.

**Meta Description Prompt** [store view]

I need you to assume the role of an accomplished SEO expert and top-tier e-commerce copywriter with excellent proficiency in spoken and written English. Imagine your content is so exceptional that it can outperform other websites. Your assignment is to compose a meta description for a product page with keyword {Product Name} a maximum of 160 charactersDE.

This prompt setting will be used to extract AI generated content from ChatGPT for Product Meta Description. This data can be overwritten or custom prompt can be used at the product level. Google recommendation for Meta Description limit is up to 160 characters.

**Meta Keywords Prompt** [store view]

I need you to assume the role of an accomplished SEO expert and top-tier e-commerce copywriter with excellent proficiency in spoken and written English. Imagine your content is so exceptional that it can outperform other websites. Your assignment is to compose a meta keyword for a product page with keyword {Product Name} a maximum of 160 characters or 10 keyword phrasesDE.

This prompt setting will be used to extract AI generated content from ChatGPT for Product Meta Keywords. This data can be overwritten or custom prompt can be used at the product level. Google recommendation for Meta keyword limit is up to 10 keyword phrases or 160 characters.

## Category Settings

- **Meta Title Character Prompt**- Add the prompt for Meta Title on category pages. This prompt setting will be used to extract AI generated content from either ChatGPT or Google Gemini for Category Meta Title. This data can be overwritten or custom prompt can be used at the category level. Google recommendation for Meta title limit is up to 70 characters.
- **Meta Description Prompt** - Add the prompt for Meta Description on category pages. This prompt setting will be used to extract AI generated content from either ChatGPT or Google Gemini for Category Meta Description. This data can be overwritten or custom prompt can be used at the category level. Google recommendation for Meta Description limit is up to 160 characters.
- **Meta Keywords Prompt**- Add the prompt for Meta Keywords on category pages. This prompt setting will be used to extract AI generated content from either ChatGPT or Google Gemini for Category Meta Keywords. This data can be overwritten or custom prompt can be used at the category level. Google recommendation for Meta keyword limit is up to 10 keyword phrases or 160 characters.
- **Category Description Prompt** - Add the prompt for Category Description on category pages. This prompt setting will be used to extract AI generated content from either ChatGPT or Google Gemini for Category Page Description. This data can be overwritten or custom prompt can be used at the category level. Google recommendation for Page Description limit is up to 3600 characters.

## Category Settings

### Meta Title character Prompt [store view]

I need you to assume the role of an accomplished SEO expert and top-tier e-commerce copywriter with excellent proficiency in spoken and written English. Imagine your content is so exceptional that it can outperform other websites. Your assignment is to compose a meta title for a category page with keyword {Category Name} a maximum of 70 charactersDE.

This prompt setting will be used to extract AI generated content from ChatGPT for Category Meta Title. This data can be overwritten or custom prompt can be used at the category level. Google recommendation for Meta title limit is up to 70 characters.

### Meta Description Prompt [store view]

I need you to assume the role of an accomplished SEO expert and top-tier e-commerce copywriter with excellent proficiency in spoken and written English. Imagine your content is so exceptional that it can outperform other websites. Your assignment is to compose a meta description for a category page with keyword {Category Name} a maximum of 160 charactersDE.

This prompt setting will be used to extract AI generated content from ChatGPT for Category Meta Description. This data can be overwritten or custom prompt can be used at the category level. Google recommendation for Meta Description limit is up to 160 characters.

### Meta Keywords Prompt [store view]

I need you to assume the role of an accomplished SEO expert and top-tier e-commerce copywriter with excellent proficiency in spoken and written English. Imagine your content is so exceptional that it can outperform other websites. Your assignment is to compose a meta keyword for a category page with keyword {Category Name} a maximum of 160 characters or 10 keyword phrasesDE.

This prompt setting will be used to extract AI generated content from ChatGPT for Category Meta Keywords. This data can be overwritten or custom prompt can be used at the category level. Google recommendation for Meta keyword limit is up to 10 keyword phrases or 160 characters.

### Category Description Prompt [store view]

I need you to assume the role of an accomplished SEO expert and top-tier e-commerce copywriter with excellent proficiency in spoken and written English. Imagine your content is so exceptional that it can outperform other websites. Your assignment is to compose a Page description for a category page with keyword {Category Name} a maximum of 3600 charactersDE.

This prompt setting will be used to extract AI generated content from ChatGPT for Category Page Description. This data can be overwritten or custom prompt can be used at the category level. Google recommendation for Page Description limit is up to 3600 characters.

## CMS Page Settings

- **Meta Title Character Prompt-** Add the prompt for Meta Title on CMS Pages. This prompt setting will be used to extract AI generated content from either ChatGPT or Google Gemini for Content Meta Title. This data can be overwritten or custom prompt can be used at the CMS page level. Google recommendation for Meta title limit is up to 70 characters.
- **Meta Description Prompt -** Add the prompt for Meta Description on CMS Pages. This prompt setting will be used to extract AI generated content from either ChatGPT or Google Gemini for Content Meta Description. This data can be overwritten or custom prompt can be used at the CMS page level. Google recommendation for Meta Description limit is up to 160 characters..
- **Meta Keywords Prompt-** Add the prompt for Meta Keywords on CMS Pages. This prompt setting will be used to extract AI generated content from either ChatGPT or Google Gemini for Content Meta Keywords. This data can be overwritten or custom prompt can be used at the CMS page level. Google recommendation for Meta keyword limit is up to 10 keyword phrases or 160 characters.
- **Page Content Prompt -** Add the prompt for CMS pages content. This prompt setting will be used to extract AI generated content from either ChatGPT or Google Gemini for Content Page Description. This data can be overwritten or custom prompt can be used at

the CMS Page level. Google recommendation for Page Description limit is up to 3600 characters.

## CMS Page Settings

### Meta Title character Prompt [store view]

I need you to assume the role of an accomplished SEO expert and top-tier e-commerce copywriter with excellent proficiency in spoken and written English. Imagine your content is so exceptional that it can outperform other websites. Your assignment is to compose a meta title for a content page with keyword {Content Page Title} a maximum of 70 charactersDE.

This prompt setting will be used to extract AI generated content from ChatGPT for Content Meta Title. This data can be overwritten or custom prompt can be used at the CMS page level. Google recommendation for Meta title limit is up to 70 characters.

### Meta Description Prompt [store view]

I need you to assume the role of an accomplished SEO expert and top-tier e-commerce copywriter with excellent proficiency in spoken and written English. Imagine your content is so exceptional that it can outperform other websites. Your assignment is to compose a meta description for a content page with keyword {Content Page Title} a maximum of 160 charactersDE.

This prompt setting will be used to extract AI generated content from ChatGPT for Content Meta Description. This data can be overwritten or custom prompt can be used at the CMS page level. Google recommendation for Meta Description limit is up to 160 characters.

### Meta Keywords Prompt [store view]

I need you to assume the role of an accomplished SEO expert and top-tier e-commerce copywriter with excellent proficiency in spoken and written English. Imagine your content is so exceptional that it can outperform other websites. Your assignment is to compose a meta keyword for a content page with keyword {Content Page Title} a maximum of 160 characters or 10 keyword phrasesDE.

This prompt setting will be used to extract AI generated content from ChatGPT for Content Meta Keywords. This data can be overwritten or custom prompt can be used at the CMS page level. Google recommendation for Meta keyword limit is up to 10 keyword phrases or 160 characters.

### Page Content Prompt [store view]

I need you to assume the role of an accomplished SEO expert and top-tier e-commerce copywriter with excellent proficiency in spoken and written English. Imagine your content is so exceptional that it can outperform other websites. Your assignment is to compose a page description for a content page with keyword {Content Page Title} a maximum of 3600 charactersDE.

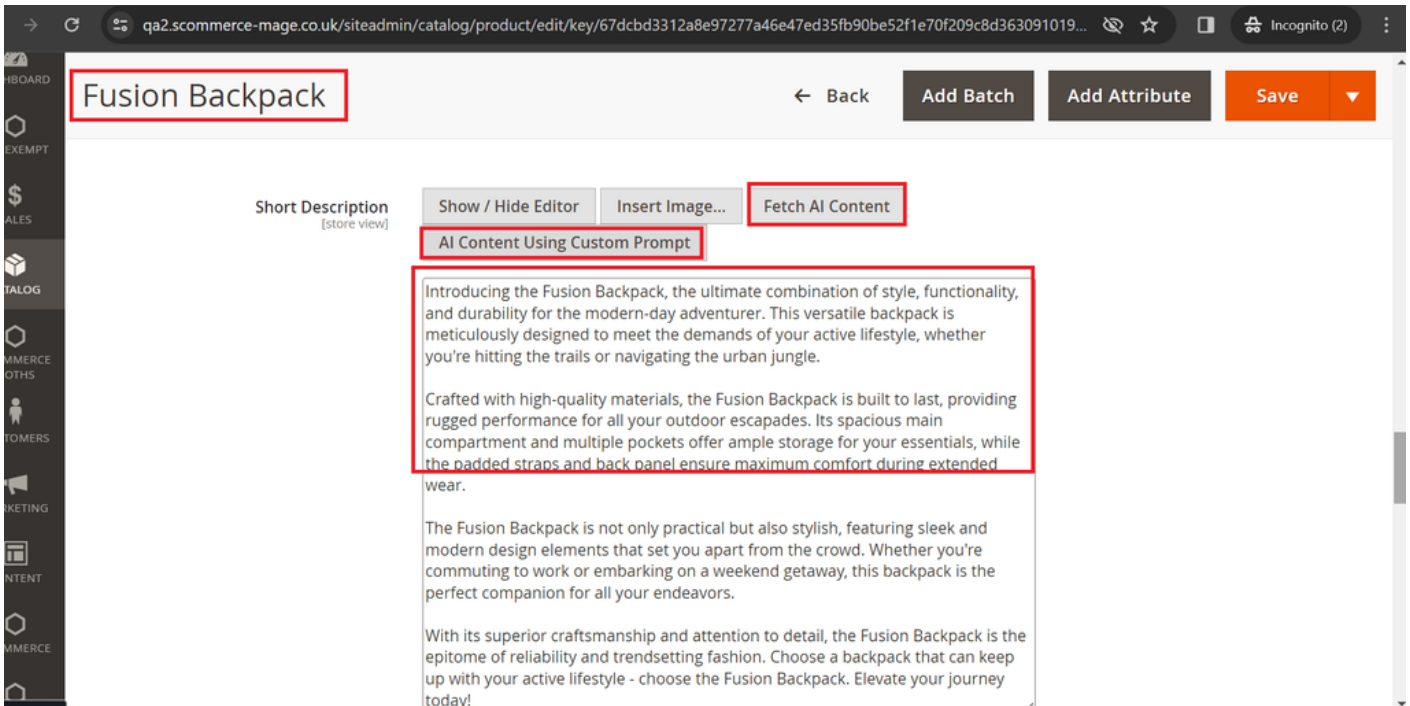
This prompt setting will be used to extract AI generated content from ChatGPT for Content Page Description. This data can be overwritten or custom prompt can be used at the CMS Page level. Google recommendation for Page Description limit is up to 3600 characters.

# AI Content Generator Settings on Product Pages

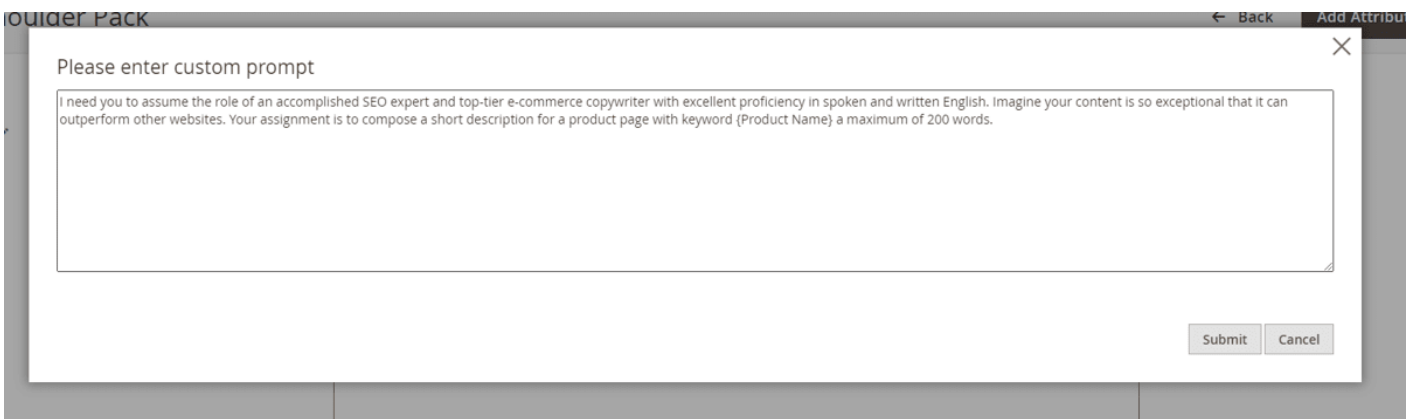
AI content generator works with the following fields on the product pages. Go to **Admin>Catalog>Product** and then select any product.

## Short Description

Click on **Fetch Content** and Based on the prompt set in the configuration the content is generated and populated automatically into this field.

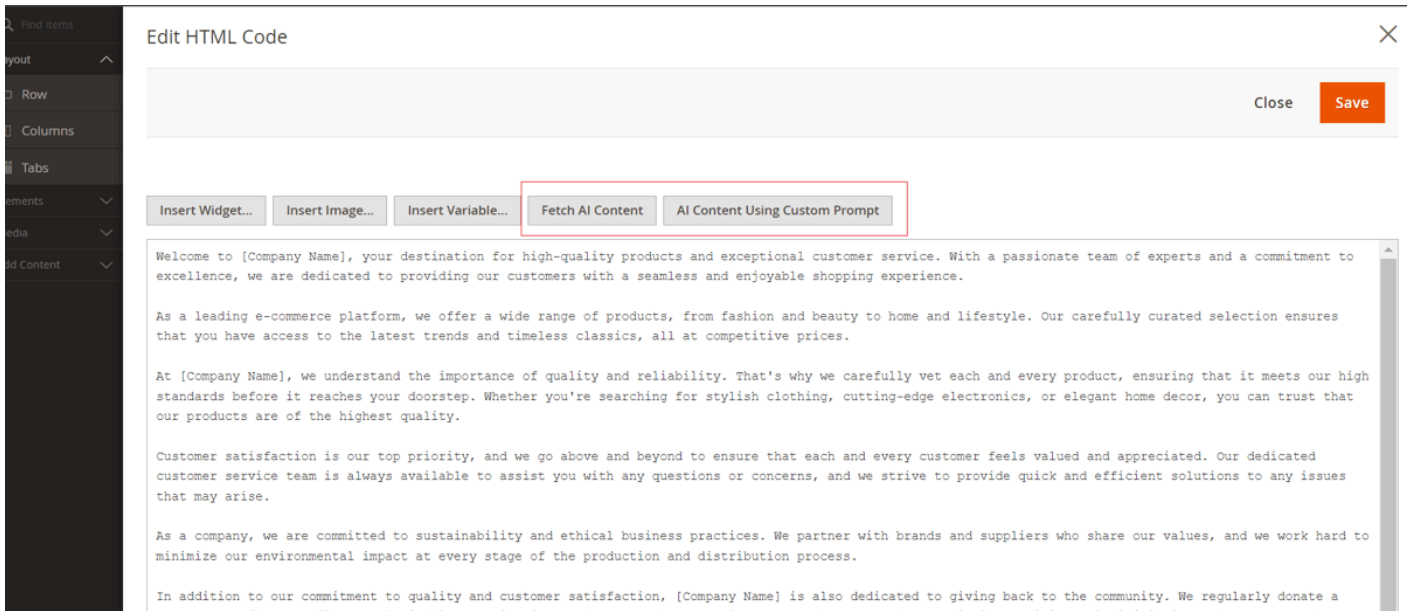


In case you want to add a custom prompt for this product simply click on **AI Content Using Custom Prompt** and add your prompt then when you click **Fetch Content** the content is generated based on your custom prompt.



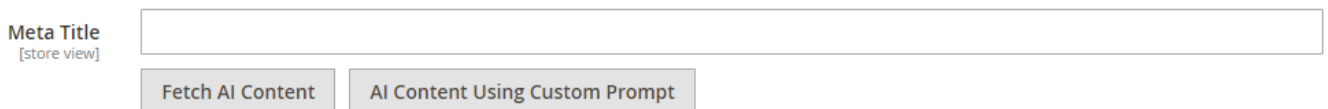
## Description

Edit the description with page builder and when add a HTML element the AI Content Generator options are present. Click on **Fetch Content** and Based on the prompt set in the configuration the content is generated and populated automatically into this field. In case you want to add a custom prompt for this product simply click on **AI Content Using Custom Prompt** and add your prompt then when you click **Fetch Content** the content is generated based on your custom prompt.



## Meta Title

Go to Product settings>Search Engine Optimization. Click on **Fetch Content** below Meta Title and based on the prompt set in the configuration the content is generated and populated automatically into this field. In case you want to add a custom prompt for this product simply click on **AI Content Using Custom Prompt** and add your prompt then when you click **Fetch Content** the content is generated based on your custom prompt.



## Meta Description

Go to Product settings>Search Engine Optimization. Click on **Fetch Content** below Meta Description and based on the prompt set in the configuration the content is generated and populated automatically into this field. In case you want to add a custom prompt for this product simply click on **AI Content Using Custom Prompt** and add your prompt then when you click **Fetch Content** the content is generated based on your custom prompt.



## Meta Keywords

Go to Product settings>Search Engine Optimization. Click on **Fetch Content** below Meta Keywords and based on the prompt set in the configuration the content is generated and populated

automatically into this field. In case you want to add a custom prompt for this product simply click on **AI Content Using Custom Prompt** and add your prompt then when you click **Fetch Content** the content is generated based on your custom prompt.

Meta Keywords  
[store view]

Fetch AI Content

AI Content Using Custom Prompt

# AI Content Generator Settings on Category Pages

## Description

Edit the description with page builder and when add a HTML element the AI Content Generator options are present. Click on **Fetch Content** and Based on the prompt set in the configuration the content is generated and populated automatically into this field. In case you want to add a custom prompt for this product simply click on **AI Content Using Custom Prompt** and add your prompt then when you click **Fetch Content** the content is generated based on your custom prompt.

The screenshot shows a 'Edit HTML Code' window with a sidebar on the left containing menu items like 'Find Items', 'Layout', 'Row', 'Columns', 'Tabs', 'Elements', 'Media', and 'AI Content'. The main area has a 'Close' button and a 'Save' button. Below these are buttons for 'Insert Widget...', 'Insert Image...', 'Insert Variable...', 'Fetch AI Content', and 'AI Content Using Custom Prompt'. The 'Fetch AI Content' and 'AI Content Using Custom Prompt' buttons are highlighted with a red box. Below the buttons is a text area containing placeholder text for a company description, such as 'Welcome to [Company Name], your destination for high-quality products and exceptional customer service...'.

## Meta Title

Go to Category settings>Search Engine Optimization. Click on **Fetch Content** below Meta Title and based on the prompt set in the configuration the content is generated and populated automatically into this field. In case you want to add a custom prompt for this product simply click on **AI Content Using Custom Prompt** and add your prompt then when you click **Fetch Content** the content is generated based on your custom prompt.

Meta Title  
[store view]

Fetch AI Content

AI Content Using Custom Prompt

## Meta Description

Go to Category settings>Search Engine Optimization. Click on **Fetch Content** below Meta Description and based on the prompt set in the configuration the content is generated and populated automatically into this field. In case you want to add a custom prompt for this product simply click on **AI Content Using Custom Prompt** and add your prompt then when you click **Fetch Content** the content is generated based on your custom prompt.

Meta Description  
[store view]

Fetch AI Content

AI Content Using Custom Prompt

## Meta Keywords

Go to Category settings>Search Engine Optimization. Click on **Fetch Content** below Meta Keywords and based on the prompt set in the configuration the content is generated and populated automatically into this field. In case you want to add a custom prompt for this product simply click on **AI Content Using Custom Prompt** and add your prompt then when you click **Fetch Content** the content is generated based on your custom prompt.

Meta Keywords  
[store view]

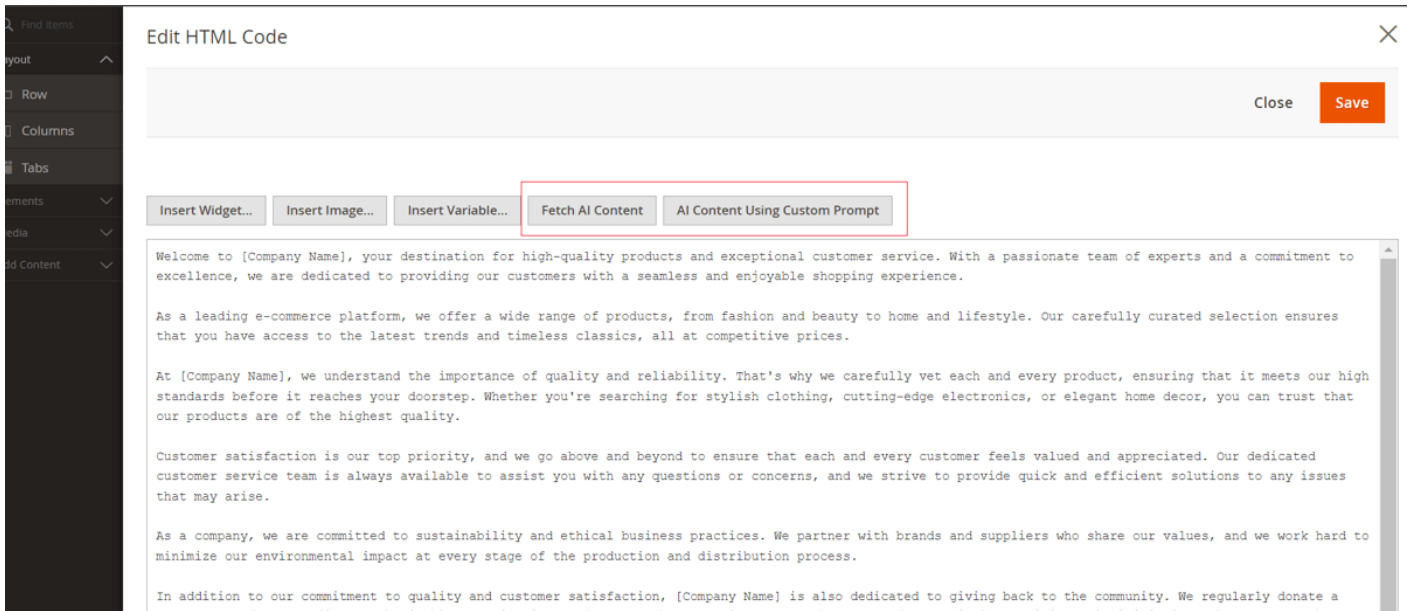
Fetch AI Content

AI Content Using Custom Prompt

# AI Content Generator Settings on CMS Pages

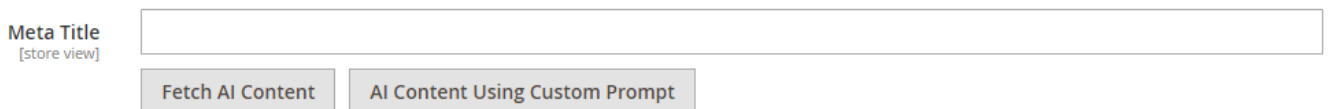
## Page Content

Edit the content with page builder and when add a HTML element the AI Content Generator options are present. Click on **Fetch Content** and Based on the prompt set in the configuration the content is generated and populated automatically into this field. In case you want to add a custom prompt for this product simply click on **AI Content Using Custom Prompt** and add your prompt then when you click **Fetch Content** the content is generated based on your custom prompt.



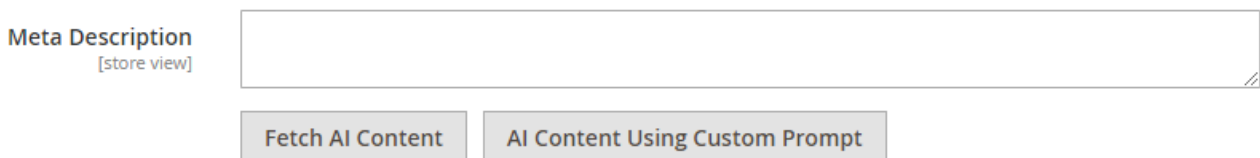
## Meta Title

Go to Page settings>Search Engine Optimization. Click on **Fetch Content** below Meta Title and based on the prompt set in the configuration the content is generated and populated automatically into this field. In case you want to add a custom prompt for this product simply click on **AI Content Using Custom Prompt** and add your prompt then when you click **Fetch Content** the content is generated based on your custom prompt.



## Meta Description

Go to Page settings>Search Engine Optimization. Click on **Fetch Content** below Meta Description and based on the prompt set in the configuration the content is generated and populated automatically into this field. In case you want to add a custom prompt for this product simply click on **AI Content Using Custom Prompt** and add your prompt then when you click **Fetch Content** the content is generated based on your custom prompt.



## Meta Keywords

Go to Page settings>Search Engine Optimization. Click on **Fetch Content** below Meta Keywords and based on the prompt set in the configuration the content is generated and populated

automatically into this field. In case you want to add a custom prompt for this product simply click on **AI Content Using Custom Prompt** and add your prompt then when you click **Fetch Content** the content is generated based on your custom prompt.

Meta Keywords  
[store view]

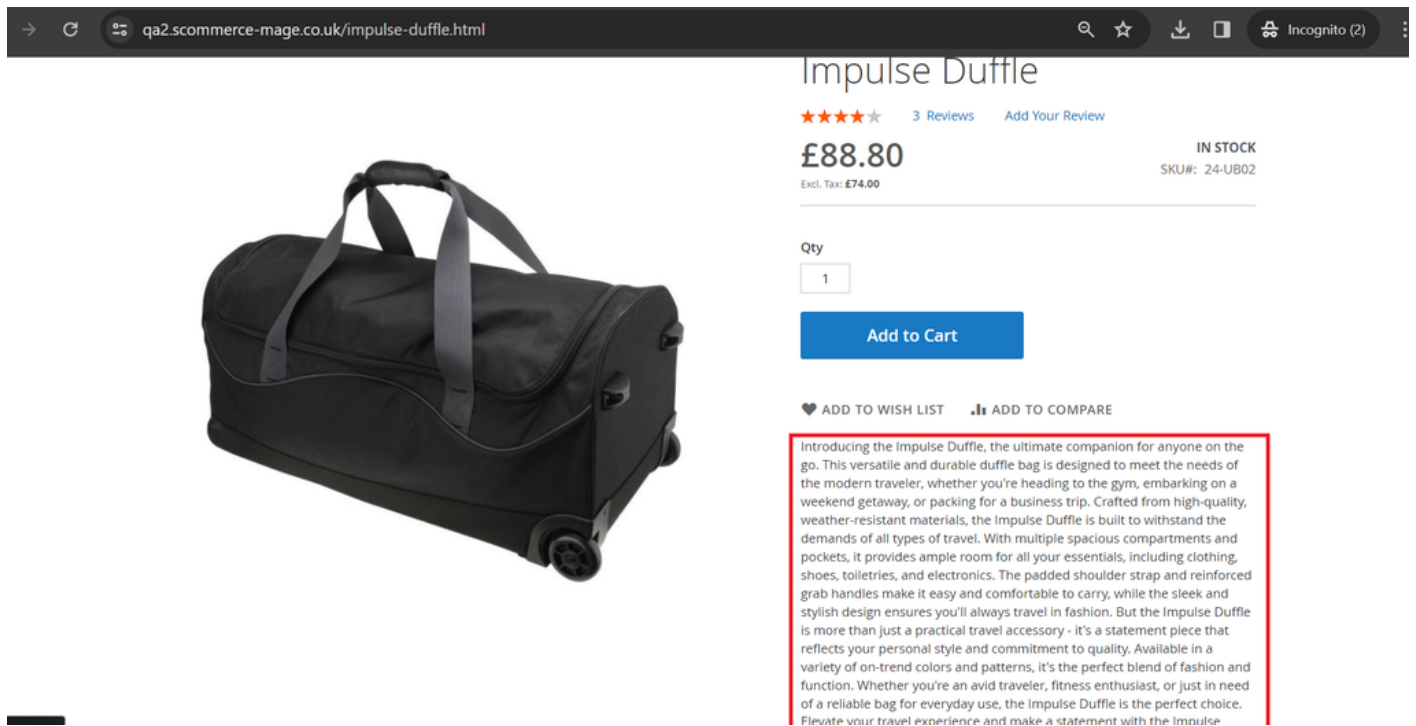
Fetch AI Content

AI Content Using Custom Prompt

## Frontend

AI content generator generates content on all Category, Product, CMS Pages. Please check some of the frontend screengrabs of the generated content:-

## Product Pages



qa2.scommerce-mage.co.uk/impulse-duffle.html

### Impulse Duffle

★★★★★ 3 Reviews Add Your Review

**£88.80** IN STOCK  
Excl. Tax: £74.00 SKU#: 24-UB02

Qty: 1

[Add to Cart](#)

[ADD TO WISH LIST](#) [ADD TO COMPARE](#)

Introducing the Impulse Duffle, the ultimate companion for anyone on the go. This versatile and durable duffle bag is designed to meet the needs of the modern traveler, whether you're heading to the gym, embarking on a weekend getaway, or packing for a business trip. Crafted from high-quality, weather-resistant materials, the Impulse Duffle is built to withstand the demands of all types of travel. With multiple spacious compartments and pockets, it provides ample room for all your essentials, including clothing, shoes, toiletries, and electronics. The padded shoulder strap and reinforced grab handles make it easy and comfortable to carry, while the sleek and stylish design ensures you'll always travel in fashion. But the Impulse Duffle is more than just a practical travel accessory - it's a statement piece that reflects your personal style and commitment to quality. Available in a variety of on-trend colors and patterns, it's the perfect blend of fashion and function. Whether you're an avid traveler, fitness enthusiast, or just in need of a reliable bag for everyday use, the Impulse Duffle is the perfect choice. Elevate your travel experience and make a statement with the Impulse

## Category Pages

## Training

Welcome to our comprehensive selection of Training products, where you can find everything you need to take your skills to the next level. Whether you are looking to enhance your knowledge in a specific field or improve your overall professional development, we have the perfect resources to help you achieve your goals. Our Training category offers a wide range of products designed to cater to all your learning needs. From online courses and workshops to books and educational materials, we have curated a collection of top-quality items to ensure that you have access to the best tools and resources available. Whether you are a seasoned professional or just starting out, our Training category has something for everyone. With a focus on user-friendly navigation and intuitive search functionality, finding the perfect Training product has never been easier. Our carefully curated selection includes a diverse range of topics such as leadership training, technical skills development, project management, and much more. No matter what you are looking to learn, we have you covered. At our Training category, we understand the importance of continuous learning and self-improvement. That is why we have taken the time to carefully select the best Training products from leading industry experts and educators. With our comprehensive range of resources, you can rest assured that you are receiving top-tier training that is designed to help you succeed. Start your journey to personal and professional growth today by browsing our extensive selection of Training products. Whether you are looking to expand your knowledge in a specific area or simply looking for inspiration, our Training category is the perfect place to find the resources you need. Invest in your future and take the first step towards achieving your goals with our exceptional Training offerings.

Shop By

Category

Video Download

## CMS Pages

## About us

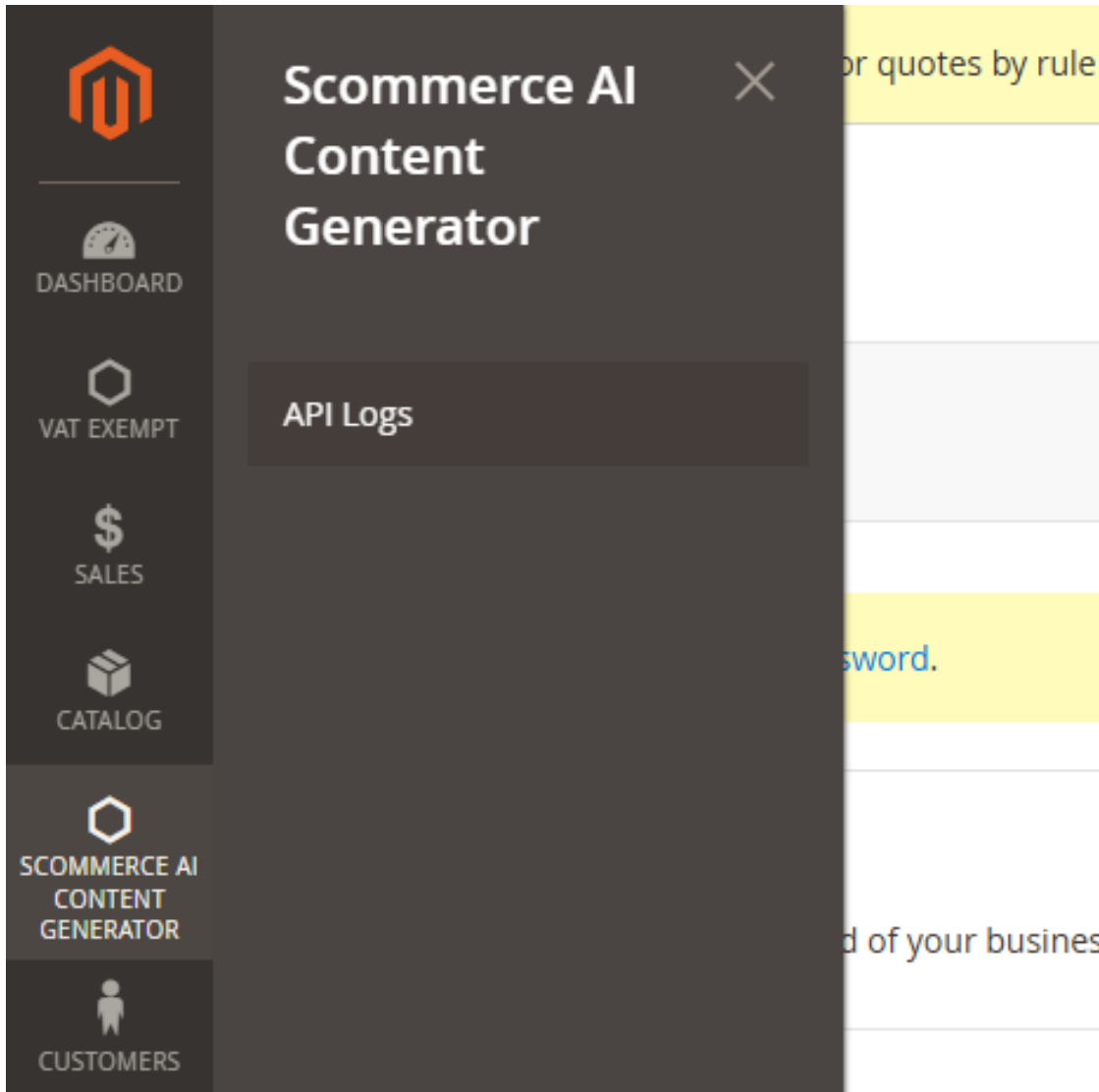
Welcome to [Company Name], your destination for high-quality products and exceptional customer service. With a passionate team of experts and a commitment to excellence, we are dedicated to providing our customers with a seamless and enjoyable shopping experience. As a leading e-commerce platform, we offer a wide range of products, from fashion and beauty to home and lifestyle. Our carefully curated selection ensures that you have access to the latest trends and timeless classics, all at competitive prices. At [Company Name], we understand the importance of quality and reliability. That's why we carefully vet each and every product, ensuring that it meets our high standards before it reaches your doorstep. Whether you're searching for stylish clothing, cutting-edge electronics, or elegant home decor, you can trust that our products are of the highest quality. Customer satisfaction is our top priority, and we go above and beyond to ensure that each and every customer feels valued and appreciated. Our dedicated customer service team is always available to assist you with any questions or concerns, and we strive to provide quick and efficient solutions to any issues that may arise. As a company, we are committed to sustainability and ethical business practices. We partner with brands and suppliers who share our values, and we work hard to minimize our environmental impact at every stage of the production and distribution process. In addition to our commitment to quality and customer satisfaction, [Company Name] is also dedicated to giving back to the community. We regularly donate a percentage of our profits to charitable organizations and causes that are close to our hearts, and we actively participate in initiatives that support the well-being of both people and the planet. Thank you for choosing [Company Name] as your go-to destination for all your shopping needs. We are thrilled to have you as a part of our community, and we look forward to helping you discover the perfect products for your lifestyle.

## Meta Keywords

```
← → ↻ ⓘ view-source:https://qa2.scommerce-mage.co.uk/about-us 🔍
Line wrap  meta 1/7
1 <!doctype html>
2 <html lang="en">
3   <head >
4     <script>
5       var LOCALE = 'en\u002DGB';
6       var BASE_URL = 'https\u003A\u002F\u002Fqa2.scommerce\u002Dmage.co.uk\u002F';
7       var require = {
8         'baseUrl': 'https\u003A\u002F\u002Fqa2.scommerce\u002Dmage.co.uk\u002Fstatic\u002Fversion1712588224\u002Ffrontend\u002FMagento\u002Fluma\u002Fen_GB'
9       };</script>   <meta charset="utf-8"/>
10  <meta name="title" content="About Us | Leading E-Commerce Expertise & Unbeatable SEO Strategies"/>
11  <meta name="description" content="Discover the story behind our brand and team with our About Us page. Learn about our mission, values, and commitment to providing
12  <meta name="keywords" content="1. About us
13  2. Company overview
14  3. Our story
15  4. Who we are
16  5. Mission statement
17  6. History of our company
18  7. Meet our team
19  8. Our values
20  9. Vision and mission
21  10. About our brand"/>
22  <meta name="robots" content="INDEX,FOLLOW"/>
23  <meta name="viewport" content="width=device-width, initial-scale=1"/>
24  <meta name="format-detection" content="telephone=no"/>
25  <title>About Us | Leading E-Commerce Expertise & Unbeatable SEO Strategies</title>
26  <link rel="stylesheet" type="text/css" media="all" href="https://qa2.scommerce-mage.co.uk/static/version1712588224/frontend/Magento/luma/en_GB/mage/calendar.css" /
27  <link rel="stylesheet" type="text/css" media="all" href="https://qa2.scommerce-mage.co.uk/static/version1712588224/frontend/Magento/luma/en_GB/css/styles-m.css" /
28  <link rel="stylesheet" type="text/css" media="all" href="https://qa2.scommerce-mage.co.uk/static/version1712588224/frontend/Magento/luma/en_GB/Scommerce_SocialLog
29  <link rel="stylesheet" type="text/css" media="all" href="https://qa2.scommerce-mage.co.uk/static/version1712588224/frontend/Magento/luma/en_GB/Scommerce_SocialLog
```

# AI Content Generator API Logs

Go to **Scommerce AI Content Generator>API Logs** to view logs of each API request used by AI content Generator.



The grid contains request response and the AI engine used:-

API Logs 🔍 🔔 👤 p.singh ▾

🔔 It's time to change your password.

⌵ Filters | 👁 Default View ▾ | ⚙ Columns ▾

27 records found 20 per page < 1 of 2 >

Entity Id	Request	Response	Type	Created At
1	I need you to assume the role of an accomplished SEO expert and top-tier e-commerce copywriter with excellent proficiency in spoken and written English. Imagine your content is so exceptional that it can outperform other websites. Your assignment is to compose a short description for a product page with keyword Joust Duffle Bag a maximum of 200 words. Return only the text and format in HTML to be inserted into Magento 2 product short description, excluding div wrapping tags and all head, body, title, meta and html page tags.	Introducing the Joust Duffle Bag, the perfect travel companion for any adventure. This versatile and durable duffle bag is designed to keep your belongings organized and secure during your travels. Whether you're heading to the gym, going on a weekend getaway, or embarking on a longer trip, the Joust Duffle Bag has you covered. With its spacious main compartment and multiple zippered pockets, this duffle bag provides ample storage for all your essentials. The adjustable shoulder strap and padded handles make it easy to carry, while the durable construction ensures that your belongings stay protected. Constructed with high-quality materials and built to last, the Joust Duffle Bag is a reliable and stylish choice for any traveler. Available in a variety of colors to suit your personal style, this duffle bag is the perfect blend of form and function. Don't settle for subpar luggage - upgrade to the Joust Duffle Bag and make your next trip a breeze.	ChatGPT	Oct 31, 2024 4:48:04 PM
2	I need you to assume the role of an accomplished SEO expert and top-tier e-commerce copywriter with excellent proficiency in spoken and written English. Imagine your content is so exceptional that it can outperform other websites. Your assignment is to compose a short description for a product page with keyword Joust Duffle Bag a maximum of 200 words. Return only the text and format in HTML to be inserted into Magento 2 product short description, excluding div wrapping tags and all head, body, title, meta and html page tags.	<b>Joust Duffle Bag: Your Ultimate Travel Companion</b>  The Joust Duffle Bag is built for adventure, whether you're hitting the gym, exploring new cities, or simply heading to the weekend getaway. Crafted from durable, water-resistant materials, this bag is designed to withstand the rigors of travel. Its spacious main compartment offers ample room for all your essentials, while multiple pockets keep you organized and efficient. The Joust Duffle Bag features comfortable, adjustable straps and a reinforced bottom for maximum support. It's also equipped with a convenient carry handle for easy transport. Available in a variety of stylish colors, the Joust Duffle Bag is the perfect blend of functionality and fashion.	Gemini	Oct 31, 2024 4:51:01 PM
3	I need you to assume the role of an accomplished SEO expert and top-tier e-commerce copywriter with excellent proficiency in spoken and written English. Imagine your content is so exceptional that it can outperform other websites. Your assignment is to compose a short description for a product page with keyword Joust Duffle Bag a maximum of 200 words. Return only the text and format in HTML to be inserted into Magento 2 product short description, excluding div wrapping tags and all head, body, title, meta and html page tags.	<b>Joust Duffle Bag: Your New Travel Companion</b>  Ready for your next adventure? The Joust Duffle Bag is built for both style and functionality. Crafted from durable, water-resistant materials, this bag can handle anything you throw at it. Its spacious interior offers ample room for all your essentials, while the multiple pockets keep you organized and on top of your game. Whether you're hitting the gym, heading to the airport, or embarking on a weekend getaway, the Joust Duffle Bag is the perfect companion. Its sleek design and versatile features make it ideal for any occasion.	Gemini	Oct 31, 2024 4:51:12 PM

If you have a question related to this extension please check out our **FAQ Section** first. If you can't find the answer you are looking for then please contact **support@scommerce-mage.com**.

---

Revision #8

Created 5 June 2025 11:48:27 by scommerce

Updated 5 March 2026 07:22:23 by scommerce