

Magento 2 Repeat Order

Installation and User Guide for Magento 2 Repeat Order

Table of Contents

1. Installation
 - *Installation via app/code*
 - *Installation via Composer*
2. Configuration Settings for Repeat Order Subscription
 - *General Settings*
 - *Repeat Order Subscription Email*
 - *Payment / Order Failed Emailed*
 - *Subscription Status Update Notification*
3. Manage Subscription Grid
 - *Re-start/Pause, Cancel Subscriptions*
 - *Subscribed Items and Order History on the Edit Subscription Page*
 - *Backend Order Page Link through Subscription Order*
4. Subscriptions Payment Grid
 - *View Subscription Payment Details*
5. Front-end Site View
 - *Subscription Options on the Checkout Page*
 - *Frequency Selection Drop-down*
 - *My Subscription Section on the My Account Page*
 - *Subscription Details on the My Subscriptions Page*
 - *View / Edit Subscription Information from the Front-end/ My Account*
 - *Subscription Confirmation Email*

Installation

- **Installation via app/code:** Upload the content of the module to your root folder. This will not overwrite the existing Magento folder or files, only the new contents will be added. After the successful upload of the package, run below commands on Magento 2 root directory.

```
php bin/magento setup:upgrade
php bin/magento setup:di:compile
php bin/magento setup:static-content:deploy
```

- **Installation via Composer:** Please follow the guide provided in the below link to complete the installation via composer.

<https://docs.scommerce-mage.com/magento-2-extensions/installation-via-composer/installation-via-composer>

Configuration Settings for Repeat Order Subscription

Go to **Admin > Stores > Configuration > Scommerce Configuration > Repeat Order Subscription**

General Settings

- **Module Enable** - Select "Yes" or "No" to enable or disable the module.
- **License Key** - Please add the license for the extension which is provided in the order confirmation email. Please note license keys are site URL specific. If you require license keys for dev/staging sites then please email us at support@sccommerce-mage.com.
- **Subscription Title** - Enter the title of subscription, which will be shown on the front-end.
- **Subscription Frequency Drop down Title** - Enter the title of subscription frequency.
- **Subscription Frequency Drop down Options** - Select the frequency option from the dropdown list.
- **Subscription Discount Percent** - Enter the discount percent, this will be offered on subscription orders. If left blank, then no discount will be offered.
- **Use Tier Prices in Subscription** - Select "Yes" to use tier prices in subscription.

General Settings

Module Enable <small>[global]</small>	Yes	Select "Yes" to enable the module
License key <small>[global]</small>	\$2y\$10\$oxrNExfp/HMfLVIFXd2Xu1ahziRTsBUtzVA5RmMXpiEjXGzvfIdS <small>Enter license key for module.</small>	Please add the license key
Subscription Title <small>[global]</small>	Subscription	Please add the Subscription title
Subscription Frequency Drop down Title <small>[global]</small>	Frequency	Please add the frequency drop down title
Subscription Frequency Drop down Options <small>[global]</small>	1 Week 2 Weeks 3 Weeks 1 Month 2 Months 3 Months	Please select the frequency dropdown options
Subscription Discount Percent <small>[global]</small>	20 <small>This will be the discount percent which will offered on subscription orders. If this is updated at any time, then the new discount will only be applicable to the future subscription. If left blank, then no discount will be offered.</small>	Please add the discount percent of subscription
Use Tier Prices In Subscription <small>[global]</small>	Yes	Select "Yes" to use tier prices in subscription

Repeat Order Subscription Email

- **Email Sender** - Please enter sender/from email address for Repeat Order Confirmation Email.
- **Email Template** - Select order confirmation email template for repeat order. The template will contain Subscription Id, Order Amount, Discount Subscription Frequency, Subscription Start Date, Billing address, Shipping address, Payment Method, Subscribed items.
- **Email CC** - Please add CC email addresses for Repeat Order emails in comma separated format.

Repeat Order Confirmation Email

Email Sender <small>[global]</small>	test@gmail.com <small>From email address</small>	Please add the Email Sender
Email Template <small>[global]</small>	Confirm Subscription Email Template (Default)	Please select the email template
Email CC <small>[global]</small>	test@gmail.com <small>Comma separated CC email address</small>	Please add the Email CC

Payment / Order Failed Emailed

- **Email Sender** - Please enter sender/from email addresses for Payment order failed email.
- **Email Template** - Select Order/Payment failure email template for repeat order. The template will contain Subscription Id, Due Order Date (for which payment/order failed).
- **Email CC** - Enter CC email address.

Payment/Order Failed Email

The screenshot shows a form with three input fields. The first field is labeled 'Email Sender [global]' and contains 'test@gmail.com', with a warning box below it saying 'Please add the email sender'. The second field is labeled 'Email Template [global]' and is a dropdown menu showing 'Failed Subscription Order Email Template (Default)', with a warning box below it saying 'Please select the email template'. The third field is labeled 'Email CC [global]' and contains 'test@gmail.com', with a warning box below it saying 'Please add the Email CC'. Below each field is a small text label: 'From email address', 'Comma separated CC email address', and 'Comma separated CC email address' respectively.

Subscription Status Update Notification

- **Email Sender** - Please enter sender/from email addresses for Subscription status update email.
- **Email Template for Subscription Pause/Suspend** - Select notification template for subscription pause.
- **Email Template for Subscription Pause/Suspend for admin** - Notification template for Subscription Pause for Admin.
- **Email Template for Subscription Restart** - Select notification template for subscription Re-start.
- **Email Template for Subscription Restart for Admin** - Notification template for subscription Re-start for Admin.
- **Email Template for Subscription Cancellation** - Select notification template for Subscription Cancellation.
- **Email Template for Subscription Cancellation for Admin** - Notification template for Subscription cancellation for admin.
- **Email CC** - Enter CC from email address.
- **Email Receiver** - Enter receiver email address to receive Card Expiration notification email.
- **Email Template for Card Expiration for Admin** - Email template for Card Expiration for admin.
- **Email Template for Card Expiration** - Select email template for Card Expiration.

Subscription Status Update Notification

Email Sender [global] From email address

Email Template for Subscription Pause/Suspend [global]

Email Template for Subscription Pause/Suspend for admin [global]

Email Template for Subscription Re-start [global]

Email Template for Subscription Re-start for admin [global]

Email Template for Subscription Cancellation [global]

Email Template for Subscription Cancellation for admin [global]

Email CC [global] Comma separated CC email address

Email Receiver [global] Notification of Expiration CC receiver email

Email Template for Card Expiration For Admin [global] Admin Email template for Card Expiration

Email Template for Card Expiration [global] Client Email Template for Card Expiration

Please add the Email Sender

Please select the Email template for Subscription

Please select the email template for admin

Please select the email template for Re-start

Please select the email template Re-start for admin

Please select the email template for cancellation

Please select the template cancellation for admin

Please add the Email CC

Please add the Email Receiver

Select the email template card expiration for admin

Please select the email template for card expiration

Manage Subscription Grid

You can manage subscriptions from, **Admin > Scommerce Mage > Repeat Order > Manage Subscriptions**. This grid will have all the details about the subscriptions like Subscription ID, Frequency, Customer Email, Last Order date, Status, Action (Edit). With the action 'Edit' you can easily update subscription details and can also perform Cancel/Pause/Re-start actions.

ID	Enrolment Date	Frequency	Customer Email	Customer Name	Last Order Date	Last Order Number	Next Subscription Order Date	Status	Action
1	<input type="checkbox"/> Dec 18, 2019 11:11:24 AM	1 Week	roni_cost@example.com	Veronica	Dec 30, 2019 12:04:37 PM	000000311	Jan 6, 2020 12:04:37 PM	Active	Edit
2	<input type="checkbox"/> Dec 18, 2019 11:47:20 AM	1 Week	roni_cost@example.com	Veronica	Dec 18, 2019 11:47:20 AM	000000305	Dec 25, 2019 11:47:20 AM	Active	Edit
3	<input type="checkbox"/> Dec 18, 2019 12:01:50 PM	1 Month	h.emu.da2.1@gmail.com	testHemu	Dec 30, 2019 12:04:42 PM	000000312	Jan 27, 2020 12:04:42 PM	Active	Edit

- **Re-start/Pause, Cancel Subscriptions** - You can re-start, pause and cancel subscriptions from **Admin > Scommerce Mage > Repeat Order > Manage Subscriptions > Select Subscription > Edit**.

← Back

Re-start/Pause Subscription

Cancel Subscription

Update button

Edit Subscription

Subscription Id

1

Subscription Start Date

2019-12-18 11:11:24

Discount received

20

Frequency

1 Week



Last Order Date

12/30/2019



Next Order Date

01/6/2020



- **Subscribed Items and Order History on the Edit Subscription Page** -** You** can see the subscribed items and order history from **Admin > Scommerce Mage > Repeat Order > Manage Subscriptions > Select Subscription > Edit.**

Subscribed Items

Product SKU	Product Name	Product Quantity	Original Product Price	Subscription Amount
MT11-M-Blue	Atlas Fitness Tank	<input type="text" value="3"/>	\$54.00	\$51.30

Orders History

4 records found

20



per page



1

of 1

Order Number	Order Date	Order Status	Order Am
000000303	Dec 18, 2019 11:11:23 AM	Complete	\$111.76
000000311	Dec 30, 2019 12:04:37 PM	Processing	\$91.40

- **Backend Order Page Link through Subscription Order** - When you click on subscription order URL visible under Orders History section at **Admin > Scommerce Mage > Repeat Order > Manage Subscriptions > Select Subscription > Edit,** then

it redirects to backend order page.

[Edit Subscription](#) [← Back](#) [Re-start/Pause Subscription](#) [Cancel Subscrip](#)

[Orders History](#)

4 records found 20 per page 1 of 1

Order Number	Order Date	Order Status	Order Am
00000303	Dec 18, 2019 11:11:23 AM	Complete	\$111.76
00000311	Dec 30, 2019 12:04:37 PM	Processing	\$91.40

Subscription order link redirected to order view page

[#00000311](#) [Search](#) [60](#) [User](#)

[← Back](#) [Send Email](#) [Credit Memo](#) [Hold](#) [Ship](#) [Reorder](#)

ORDER VIEW

- Information
- Invoices
- Credit Memos
- Shipments

Order & Account Information

Order # 00000311 (The order confirmation email is not sent)

Order Date	Dec 30, 2019, 12:04:37 PM
Order Status	Processing
Purchased From	Main Website Main Website Store Default Store View

Account Information [Edit Customer](#)

Customer Name	Guest
Email	roni_cost@example.com
Customer Group	General

Where did you hear about us?

Subscriptions Payment Grid


To see subscriptions payment details go to **Admin > Scommerce Mage > Repeat Order > Subscription Payments**. This grid will provide a view of payment status for the Payment transactions processed for automated subscription order. This will mainly have Subscription Id, First name, Transactions date and time, Transaction error/response.

2 records found

Subscription Id	User First Name	Transaction Date and time	Status	Transaction error/response	Action
1	Veronica	Dec 30, 2019 12:04:39 PM	success		View
3	testHemu	Dec 30, 2019 12:04:44 PM	success		View

- **View Subscription Payment Details** - You can view payment details from Admin > **Scommerce Mage > Repeat Order > Subscription Payments > Select Subscription > View.**

View Subscription Payment

Subscription Id	36
User First Name	Veronica
Transaction Date and time	08/29/2019 
Status	success ▼
Transaction error/response	

Front-end Site View

- **Subscription Options on the Checkout Page** - When you enable the module then it shows subscription options on the checkout page, by checking "Yes please I would like to receive future discounts" you can subscribed for the repeat order.




Would you like to subscribe and save 5% discount on future orders?

- Yes please I would like to receive future discounts
- No thank you I don't want any discount

Subscription checkout static content block

- **Frequency Selection Drop-down** - On the checkout page when you check the subscription option then it shows frequency drop down, from where you can select the repeat order frequency.



Shipping Review & Payments

Would you like to subscribe and save 5% discount on future orders?

Yes please I would like to receive future discounts
 No thank you I don't want any discount

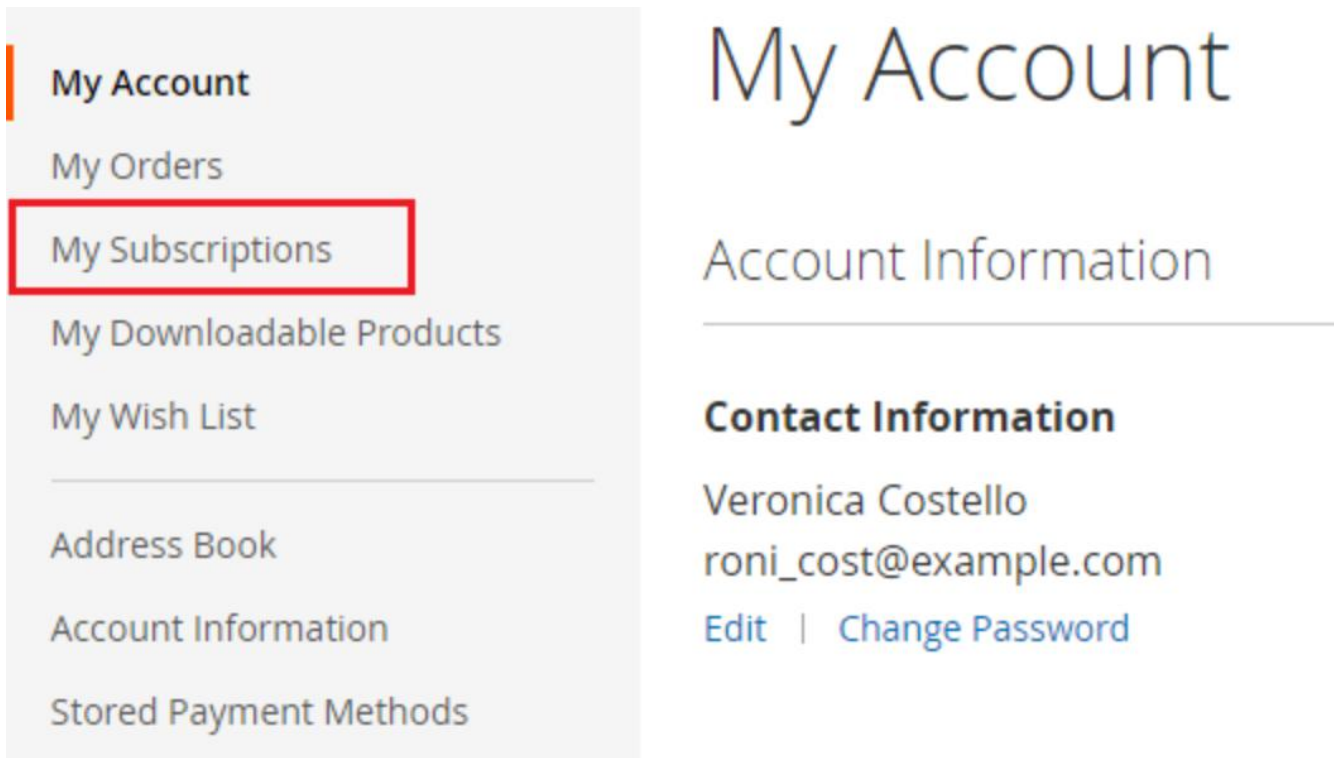
How often would you like your order to repeat?

1 Week We'll automatically place your next order and charge your account on:

- 1 Week
- 2 Weeks
- 3 Weeks
- 1 Month
- 2 Months
- 3 Months

Thursday, 29 Aug 2019
and every 7 days after this date

- **My Subscription Section on the My Account Page** - On the front-end you can see the subscription details at My Account > My Subscriptions



My Account

- My Orders
- My Subscriptions**
- My Downloadable Products
- My Wish List

Address Book

Account Information

Stored Payment Methods

My Account

Account Information

Contact Information

Veronica Costello
roni_cost@example.com
[Edit](#) | [Change Password](#)

- **Subscription Details on the My Subscriptions Page** - To view subscriptions details go to My Account > My Subscriptions.

ID	Frequency	Enrolment Date	Last Order Date	Last Order Number	Next Order Date	Next Order Amount	Status
36	1 Week	8/22/19	8/22/19	000000101	8/29/19	\$58.58	active

1 Item Show 10

- **View / Edit Subscription Information from the Front-end/ My Account** - On the front-end you can view and edit the subscriptions from My **Account** > **My Subscriptions** > **Select Order** > **Edit**.

Subscription Information

Subscription Information

ID: 4

Subscription Start Date: 5/1/20

Subscription Amount: \$71.60

Discount received: 10%

Frequency: *

1 Week

Last Order Date: 5/1/20

Next Order Date: 5/8/20

Status: Active

Pause Cancel

- **Subscription Confirmation Email** - When you subscribed for repeat order, it sends subscription confirmation email.



Repeat Order

to me ▾

temzsh@yandex.ru [via](#) smtpcorp.com

Subscription Confirmation

Subscription ID: 6

Order Amount: £21.67

Discount: 5

Subscription Frequency: 1 Week

Subscription Start Date: 2019-07-16 13:17:35

Billing Address: test

test

Flat 4

Test Address

Park Avanie

United Kingdom

T: 07448644119

Shipping Address: test

test

Flat 4

If you have a question related to this extension please check out our **[FAQ Section](#)** first. If you can't find the answer you are looking for then please contact **support@scommerce-mage.com**.

Revision #6

Created 15 May 2025 09:29:56 by scommerce

Updated 24 October 2025 09:45:05 by scommerce