

# Magento 2 VAT Switcher

## Installation and User Guide for Magento 2 VAT Switcher Extension

### Table of Contents

1. [Installation](#)
  - *Installation via app/code*
  - *Installation via Composer*
2. [Configuration Settings for VAT Switcher](#)
  - *General Settings*
3. [Show Price without VAT](#)
4. [Show Price with VAT](#)

## Installation

- **Installation via app/code:** Upload the content of the module to your root folder. This will not overwrite the existing Magento folder or files, only the new contents will be added. After the successful upload of the package, run below commands on Magento 2 root directory.

```
php bin/magento setup:upgrade
php bin/magento setup:di:compile
php bin/magento setup:static-content:deploy
```

- **Installation via Composer:** Please follow the guide provided in the below link to complete the installation via composer.

<https://docs.scommerce-mage.com/magento-2-extensions/installation-via-composer/installation-via-composer>

## Configuration Settings for VAT Switcher

## General Settings

- **Enabled** - Select "Yes" or "No" to enable or disable the module.
- **License Key** - Please add the license for the extension which is provided in the order confirmation email. Please note license keys are site URL specific. If you require license keys for dev/staging sites then please email us at [support@scommerce-mage.com](mailto:support@scommerce-mage.com).
- **Customer Groups** - Select a customer group from the available options. The VAT Switcher is accessible only to users who belong to customer groups with explicitly granted access.
- **Include VAT by Default** - This setting determines whether product prices are shown inclusive or exclusive of VAT by default.  
If set to "**Yes**", prices will be displayed with VAT included.
- **Customer Groups Defaults** - Please add the Per Customer group default for VAT Switcher. This configuration allows the Admin to define a default VAT display preference per Customer Group. A dynamic grid is provided where each row contains:
  - A dropdown listing all Magento Customer Groups
  - A dropdown to select the Default VAT (Included/Excluded)

When a customer logs in, the module checks their Customer Group ID and automatically applies the mapped VAT preference. If no mapping exists, the system falls back to the global default VAT setting. If the customer manually changes the VAT toggle, their manual choice overrides the default for the session.

- **Use Frontend Switcher** - Select "Yes" to Switch prices on the frontend level. When this setting is enabled, the VAT toggle on the frontend becomes active and allows customers to switch between prices with VAT and prices without VAT. without refreshing or reloading the page.

## General

**Enabled** [store view] Yes

This setting will be used to enable or disable module

**License Key** [store view] \$2y\$10\$58m54iL5Rj8GWKegtBELcO7MqMf10TsQVLQYX4GhiO7aX1F77EnC

This setting will be used to verify your license key for the given domain

**N.B. License keys are domain specific so for your testing or staging sites please email us at support@scommerce-mage.com**

**Customer Groups** [store view]

NOT LOGGED IN

General

Wholesale




Retailer

Which customer group can see VAT Switcher

**Include VAT by Default** [store view] No

Default mode to show Prices Including or excluding taxes. If "Yes" then prices will include VAT by default

**Customer Groups Defaults** [store view]

Customer Group	Default VAT	Action
General	Included	
Wholesale	Excluded	
Retailer	Included	
<input type="button" value="Add Customer Group"/>		

Per Customer group default for VAT Switcher

**Use Frontend Switcher** [store view] Yes

This setting will be used to switch prices on the frontend level

## Show Price without VAT

The **VAT switcher** is prominently displayed on all product listing and product detail pages. It is positioned within the header.

When a user selects **"Show prices without VAT"**, all product prices are dynamically updated to exclude applicable VAT.

**VAT rates** are calculated based on the customer's **shipping address** or the store's **default tax zone**. Displayed prices accurately reflect tax inclusion or exclusion in accordance with **Magento's tax configuration settings**.

From the backend, **administrators** can fully manage VAT switcher behavior, including:

- Enabling or disabling the VAT switcher
- Setting the default display mode (inclusive or exclusive) per store view
- Defining which customer groups have access to the switcher

The screenshot shows a web browser at the URL `qa2.scommerce-mage.co.uk/joust-duffle-bag.html`. In the top navigation bar, a button labeled "Show prices with VAT" is highlighted with a red box. The main content area displays the product "Joust Duffle Bag1" with a price of "£20.00" also highlighted in a red box. The product page includes a 4-star rating, "4 Reviews", and "Add Your Review" link. It also shows "IN STOCK" status with SKU# 24-MB01. Below the price, there are three promotional offers: "Buy 5 for £4.00 each and save 80%", "Buy 10 for £3.00 each and save 85%", and "Buy 15 for £2.00 each and save 90%". A quantity selector is set to "1", followed by an "Add to Cart" button and a "PayPal" payment option. At the bottom, there are links for "ADD TO WISH LIST" and "ADD TO COMPARE", and a "test" link.

## Show Price with VAT

When a user selects **“Show prices with VAT”**, all product prices are recalculated to include the applicable VAT.

qa2.scommerce-mage.co.uk/joust-duffle-bag.html

Show prices without VAT

Default welcome msg! Cookie Settings Sign In or Create an Account Default Store View GBP - British Pound

LUMA

Search entire store here...

What's New Women Men Gear Training Sale

Home > Joust Duffle Bag1

### Joust Duffle Bag1

★★★★☆ 4 Reviews Add Your Review

**£24.00**

IN STOCK SKU#: 24-MB01


Buy 5 for £4.80 each and **save 80%**  
Buy 10 for £3.60 each and **save 85%**  
Buy 15 for £2.40 each and **save 90%**

Qty: 1

Add to Cart

PayPal

ADD TO WISH LIST ADD TO COMPARE



## Customer Groups

You can set a customer group by going to Admin > Customers, then choosing a customer and picking a group in the 'Group' field. The available groups include: *Not Logged In*, *General*, *Wholesale*, and *Retailer*.

demo4.scommerce-mage.co.uk/siteadmin/customer/index/edit/id/4/#

testK testD

Back Login as Customer Delete Customer Reset Create Order Reset Password Force Sign-In Save and Continue Edit Save Customer

#### CUSTOMER INFORMATION

Account Information

Associate to Website: Main Website

Group: Wholesale

Disable Automatic Group Change Based on VAT ID

Name Prefix: \_\_\_\_\_

First Name: testK

Middle Name/Initial: \_\_\_\_\_

Last Name: testD

Name Suffix: \_\_\_\_\_

Email: test.demo4@yopmail.com

Allow remote shopping assistance:  No

Date of Birth: \_\_\_\_\_

Tax/VAT Number: \_\_\_\_\_

Gender: \_\_\_\_\_

Customer groups that are not selected in the configuration settings will not have access to the VAT switcher option on the front end.



**PayPal** Pay in 3 interest-free payments on purchases from £20-£3,000. [Learn more](#)

# Bags

If you have a question related to this extension please check out our **[FAQ Section](#)** first. If you can't find the answer you are looking for then please contact **[support@sccommerce-mage.com](mailto:support@sccommerce-mage.com)**.

Revision #23

Created 5 September 2025 09:05:45 by sccommerce

Updated 12 May 2026 12:16:16 by sccommerce