

# Dynamic Sale Category

## Installation and User Guide for Magento 1 Dynamic Sale category

### Table of Contents

1. Installation
  - Disable Compilation Mode
  - Upload Package
  - Clear Caches
2. Configuration Settings for Dynamic Sale category
  - General Settings
3. Product Special Price Set up
  - Product Assigned to Sale Category in the Back-end
4. Front-end Site View
  - Sale Products on the Category Page

## Installation

- **Disable Compilation Mode:** To check that this is disabled, go to **System >Tools>Compilation**. If the compiler status is 'Disabled', you are ready to go. If not, simply click the 'Disable' button on the right hand side of the screen.
- **Upload Package:** Upload the content of the module to your root folder. This will not overwrite the existing Magento folder or files, only the new contents will be added.
- **Clear Caches:** This can be done from the admin console by navigating to the cache management page (**System > Cache Management**), selecting all caches, clicking 'refresh' from the drop-down menu, and submitting the change.

## Configuration Settings for Dynamic Sale category

Go to **Admin > Stores > Configuration > Scommerce Configuration > Sale/Offer Category**

## General Settings

- **Enabled** - Select "Yes" or "No" to enable or disable the module.
- **License Key** - Please add the license for the extension which is provided in the order confirmation email. Please note license keys are site URL specific. If you require license keys for dev/staging sites then please email us at [support@scommerce-mage.com](mailto:support@scommerce-mage.com).
- **Category Levels** - Choose the category level and save configurations to populate the sale category dropdown. You can then select your desired category where you want to show all the sale products.
- **Sale Category** - Choose the sale category created above to show your sale products. This category will then show all the products set up with special price.

**Please note** - You can set any existing category to be a sale category but this

will then only show sale products and will ignore any other products set up directly in the category itself.

- **Hide Sale Category with no product** - Hides sale category from appearing in the navigation if no sale product found.

The screenshot shows the 'Sale / Offers Category Settings' configuration page. It includes the following fields and callouts:

Field Name	Value	Callout
Enable	Yes	Select "Yes" to enable the module
License Key	\$1\$!qBmFug/\$rhSk0XFq37WYv3b9ZM6bp1	Enter the License key for the module
Category Levels	Level 2	Please select the Category Levels
Sale Category	Sale	Please select the Sale Category
Hide Sale Category with no product	No	Select "Yes" to Hide Sale Category with no Product

Additional text for 'Category Levels':  
▲ Choose the category level to show value in sale category dropdown

Additional text for 'Sale Category':  
▲ Choose the sale category where all the sale products will appear

## Product Special Price Set up

As soon as any product is set with valid special price it automatically assigned to category set up for sale/offers in configurations. You can set special price from **Admin > Catalog > Manage Products > Select Product > Prices > Special Price.**

**Prices**

Price \*   
[GBP]

Group Price

Website	Customer Group	Price	Action
<input type="button" value="Add Group Price"/>			

Special Price   
[GBP]

Special Price From Date

Special Price To Date

Tier Price

Website	Customer Group	Qty	Price	Action
<input type="button" value="Add Tier"/>				

Apply MAP

Display Actual Price

Manufacturer's Suggested Retail Price   
[GBP]

Tax Class \*

- **Product Assigned to Sale Category in the Back-end** - You can see the Sale Products in the back-end under "Sale/Offers" categories from **Admin > Catalog > Manage Categories > Select Category "Sales" > Click on "Products in Category"**

**Categories**

Choose Store View:

[Collapse All](#) | [Expand All](#)

- Default Category (1)
- Women (51)
- Men (70)
- Accessories (59)
- Home & Decor (40)
- Sale (9)**
- Women (2)
- Men (4)
- Accessories (1)
- Home & Decor (1)
- VIP (8)

**New Root Category**

General Information | General | Display Settings | Custom Design | Category Products

Page 1 of 30 pages | View 20 per page | Total 593 records found





ID	Name	SKU	Price	Position
905	Plaid Cotton Shirt-Royal Blue-L	msj006c-Royal Blue-L	£160.00	
904	Plaid Cotton Shirt-Royal Blue-M	msj006c-Royal Blue-M	£160.00	
903	Plaid Cotton Shirt-Royal Blue-S	msj006c-Royal Blue-S	£160.00	
902	Plaid Cotton Shirt-Red-L	msj006c-Red-L	£160.00	

## Front-end Site View

- **Sale Products on the Category Page** - The products with special price will be shown under the category which you have selected from **Admin > Stores > Configuration > Sale / Offers category- "Sale"**.

# SALE

SORT BY: Position ▾ ↑ VIEW AS: ☐ ☰ 4 Item(s) SHOW: 12

			
RACER BACK MAXI DRESS	SLIM FIT DOBBY OXFORD SHIRT	JACKIE O ROUND SUNGLASSES	PARK ROW THROW
<span>■</span>	<span>■</span>		
£280.00 <del>£224.00</del>	£175.00 <del>£140.00</del>	£295.00 <del>£225.00</del>	£240.00 <del>£120.00</del>
★★★★☆		★★★★★	
<a href="#">VIEW DETAILS</a>	<a href="#">VIEW DETAILS</a>	<a href="#">ADD TO CART</a>	<a href="#">ADD TO CART</a>
<a href="#">Add to Wishlist</a>	<a href="#">Add to Wishlist</a>	<a href="#">Add to Wishlist</a>	<a href="#">Add to Wishlist</a>
<a href="#">Add to Compare</a>	<a href="#">Add to Compare</a>	<a href="#">Add to Compare</a>	<a href="#">Add to Compare</a>

If you have a question related to this extension please check out our [FAQ Section](#) first. If you can't find the answer you are looking for then please contact [support@scommerce-mage.com](mailto:support@scommerce-mage.com).

Revision #1  
Created 19 June 2025 11:20:07 by scommerce  
Updated 19 June 2025 11:26:41 by scommerce