

# Magento 2 Apply Discount coupon Code Via Link

## Installation and User Guide for Magento 2 Apply Discount Coupon Code via Link Extension

### Table of Contents

1. Installation
  - *Installation via app/code*
  - *Installation via Composer*
2. Configuration Settings for Auto Coupon
  - *General Settings*
3. Discount Setup
4. Discount Link
5. Front-end site view
  - *Successful Applied Discount Message on the Front-end*
  - *Coupon Code On the Checkout Page*

## Installation

- **Installation via app/code:** Upload the content of the module to your root folder. This will not overwrite the existing Magento folder or files, only the new contents will be added. After the successful upload of the package, run below commands on Magento 2 root directory.

```
php bin/magento setup:upgrade
php bin/magento setup:di:compile
php bin/magento setup:static-content:deploy
```

- **Installation via Composer:** Please follow the guide provided in the below link to complete the installation via composer.

<https://docs.scommerce-mage.com/magento-2-extensions/installation-via-composer/installation-via-composer>

## Configuration Settings for Auto Coupon

Go to **Admin > Stores > Configuration > Scommerce Configuration > Auto Coupon**

### General Settings

- **Enabled** - Select "Yes" or "No" to enable or disable the module.
- **License Key** - Please add the license for the extension which is provided in the order confirmation email. Please note license keys are site URL specific. If you require license keys for dev/staging sites then please email us at [support@sccommerce-mage.com](mailto:support@sccommerce-mage.com).
- **Message After Applying Code** - Message which will displays on the site after successful application of coupon code.

**General Settings**

<b>Enabled</b> [store view]	Yes	▼	Select "Yes" to enable the module
	Enable extension		
<b>License Key</b> [store view]	\$2y\$10\$L506PXgNOej0KKtxToAWbeoRwaBHyTYxqNSf713gbsVNtooYdbLAC		Enter the License key for the module
<b>Message after applying code</b> [store view]	Coupon Code has been applied successfully		Please add the message you want to display after applying the coupon code
	Message after applying code		

## Discount Setup

You can set up the discount coupon code **from Admin > Marketing > Cart Price Rules > Click "Add New Rule"**, it redirects on **"\*\*"\*"ew Cart Price Rule"** and by providing all the required details you can create the new rule and set up the discount code.

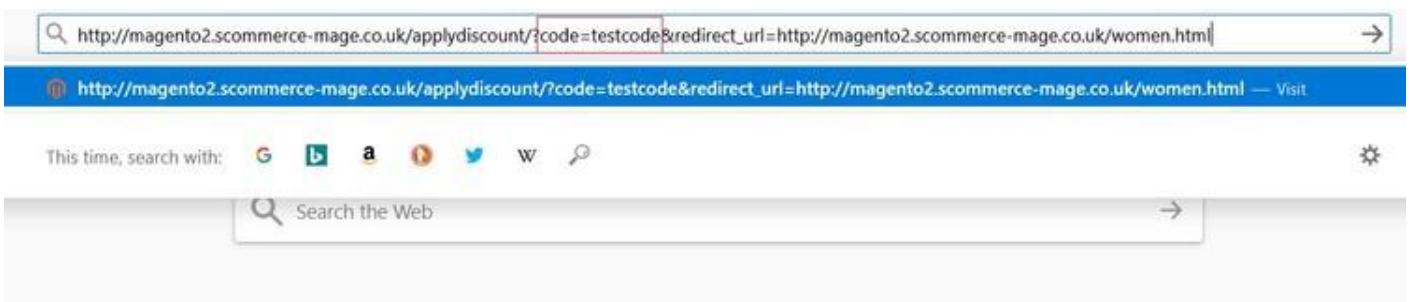
Cart Price Rules							Add New Rule
ID	Rule	Coupon Code	Start	End	Status	Web Site	Priority
			From <input type="text"/> To <input type="text"/>	From <input type="text"/> To <input type="text"/>	<input type="text"/>	<input type="text"/>	<input type="text"/>
1	Buy 3 tee shirts and get the 4th free		Nov 27, 2019	--	Active	Main Website	0
2	Spend \$50 or more - shipping is free!			--	Active	Main Website	0
3	20% OFF Ever \$200-plus purchase!*			--	Active	Main Website	0
4	\$4 Luma water bottle (save 70%)	H20		--	Active	Main Website	0
5	applycoupon	testcode	Nov 26, 2019	--	Active	Main Website	0

## Discount Link

Once the discount is set up then on the front-end it can be applied using the below link :-

**`http://{[siteurl]}/applydiscount/?code={[/discount_code]}&redirect_url={[/any_url_of_your_site]}`**



1. **Site url** - Site base URL.
2. **Discount Code** - Discount code as set up in discount.
3. **Returning Site URL** - This is optional parameter. If defined, user will be redirected to this URL after successful application of the discount code. If not defined then User will be redirected to the Home page.




## Front-end Site View

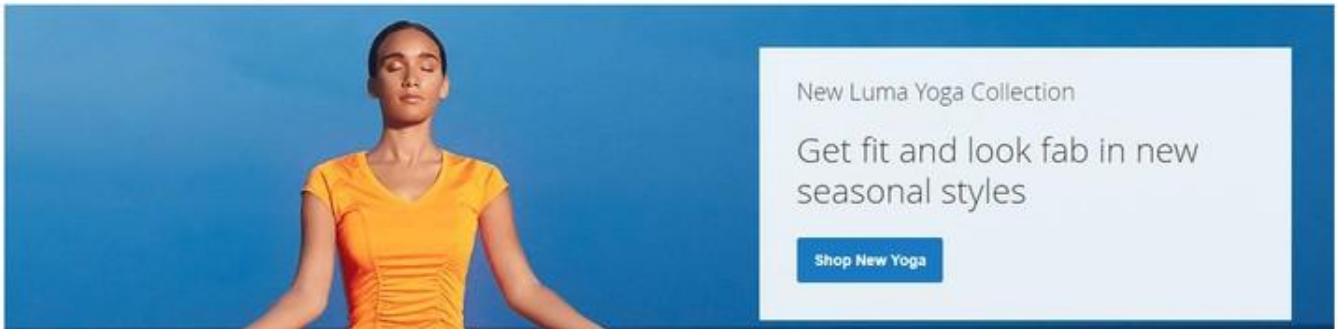
- **Successful Applied Discount Message on the Front-end** - The message you have set from **Admin > Stores > Configuration > Scommerce Configuration > Auto Coupon > Message After Applying Code**, will be shown on the front-end homepage.



Search entire store here...  

What's New Women Men Gear Collections Training Sale Offers

 Coupon Code has been applied successfully




- **Coupon Code On the Checkout Page** - Applied discount coupon code will be shown on the front-end checkout page under "Order Summary" section.



Search entire store here...  



Payment Method:

- Cash On Delivery
- Check / Money order
-  PayPal Express Checkout [What is PayPal?](#)

Order Summary	
Cart Subtotal	£64.00
Discount (testcode)	-£10.00
Shipping	£0.00
Free Shipping - Free	
<b>Order Total</b>	<b>£54.00</b>

If you have a question related to this extension please check out our **[FAQ Section](#)** first. If you can't find the answer you are looking for then please contact **[support@scommerce-mage.com](mailto:support@scommerce-mage.com)**.

Revision #4

Created 19 May 2025 13:18:41 by scommerce

Updated 24 October 2025 10:09:21 by scommerce