

# Magento 2 Cash Back Discount

## Installation and User Guide for Magento 2 Cash Back Discount Extension

### Table of Contents

1. Installation
  - *Installation via app/code*
  - *Installation via Composer*
2. Configuration Settings for Cash Back Discount
  - *General Settings*
  - *Cash Back*
  - *Cash Back Reminder*
  - *Create Cart Price Rules for Cashback Discount*
  - *Cashback Transactions*
  - *Cashback Customize Email Template*
3. Front-end Site View
  - *Cashback Qualifying Message on the Checkout Page*
  - *Cashback Discount Option on the Checkout Page*
  - *Applied Cashback Discount on the Checkout Page*
  - *Auto Apply Discount*
  - *Cashback Discount Details on the Front-end - My Account Section*
  - *Cashback Expiry Reminder Email*
  - *Second Cashback Expiry Reminder Email*
  - *Order Confirmation Email*
  - *Invoice Email*

## Installation

- **Installation via app/code:** Upload the content of the module to your root folder. This will not overwrite the existing Magento folder or files, only the new contents will be added. After the successful upload of the package, run below commands on Magento 2 root directory.

```
php bin/magento setup:upgrade
php bin/magento setup:di:compile
php bin/magento setup:static-content:deploy
```

- **Installation via Composer:** Please follow the guide provided in the below link to complete the installation via composer.

<https://docs.scommerce-mage.com/magento-2-extensions/installation-via-composer/installation-via-composer>

# Configuration Settings for Cash Back Discount

Go to **Admin > Stores > Configuration > Scommerce Configuration > Cash Back**

## General Settings

- **Module Enable** - Select "Yes" or "No" to enable or disable the module.
- **License Key** - Please add the license for the extension which is provided in the order confirmation email. Please note license keys are site URL specific. If you require license keys for dev/staging sites then please email us at [support@sccommerce-mage.com](mailto:support@sccommerce-mage.com).

### General Settings

<b>Enabled</b> <small>[store view]</small>	<input type="text" value="Yes"/>	<input type="checkbox"/>	Select "Yes" to enable module
This setting will be used to enable or disable module			
<b>License Key</b> <small>[store view]</small>	<input type="text" value="\$2y\$10\$DCgNBGGJMMtRjCcf5vX8Eui3gh3nmrbJcQUd7WYkKb405bkuVc"/>		Enter the license key module
This setting will be used to verify your license key for the give domain			
<small>N.B. License keys are domain specific so for your testing or staging sites please email us at <a href="mailto:core@sccommerce-mage.com">core@sccommerce-mage.com</a></small>			

## Cash Back

- **Auto Apply Discount** - Please select "Yes" if you would like to auto apply discount.
- **Tax Class** - Select the tax class
- **Grand or SubTotal Attribute** - Select the grand or subtotal attribute
- **Select discount in case of multiple cash back rules are applied** - Please choose whether the customer will get minimum discount or maximum discount, in case there are more than one cashback rules are applicable on cart.
- **Include Shipping (Yes/No)** - Please select "Yes" if you would like to include shipping price in Cash Back qualifying amount.
- **Cashback Title Message** - Please add cashback discount title to show on checkout page. This will appear just before cashback discount message.
- **Cashback Qualifying Message** - Please add cashback qualifying message. This will appear on checkout pages when a user will qualify for cashback discount %s and %d is dynamic variable for amount and date.
- **Apply Cashback Checkbox Label** - Please add label for apply discount checkbox on checkout.
- **Transactions Update Schedule** - This setting will be used to allow you to define schedule how often you want to update transactions.
- **Summary Update Schedule** - This setting will be used to allow you to define schedule how often you want to update summary.

Auto apply discount <small>[store view]</small>	<input type="text" value="No"/>	<input type="checkbox"/> Use system value
Tax Class <small>[store view]</small>	<input type="text" value="Taxable Goods"/> <small>Choose tax class for cashback to confirm if it is taxable or not</small>	
Grand or SubTotal Attribute <small>[store view]</small>	<input type="text" value="Sub Total Including Tax"/> <small>Choose whether you want to apply cashback discount on grand or subtotal.</small>	
Include Shipping <small>[store view]</small>	<input type="text" value="Yes"/> <small>Please select Yes if you would like to include shipping price in Cash Back qualifying amount.</small>	<input type="checkbox"/> Use system value
Select discount in case of multiple cashback rules are applied <small>[store view]</small>	<input type="text" value="Maximum"/> <small>Please choose whether the customer will get minimum discount or maximum discount, in case there are more than one cashback rules are applicable on cart.</small>	<input type="checkbox"/> Use system value
Cashback Title Message <small>[store view]</small>	<input type="text" value="Cash back discount"/> <small>Please add cash back discount title to show on checkout page. This will appear just before cash back discount message.</small>	<input checked="" type="checkbox"/> Use system value
Cashback Qualifying Message <small>[store view]</small>	<input type="text" value="You have qualified to use discount of %1 in your next order which should be placed within %2"/> <small>Please add cash back qualifying message. This will appear on checkout pages when a user will qualify for cash back discount. %1 and %2 is dynamic variable for amount and date.</small>	<input checked="" type="checkbox"/> Use system value
Apply Cashback Checkbox Label <small>[store view]</small>	<input type="text" value="Apply cash back discount"/> <small>Please add label for apply discount checkbox on checkout.</small>	<input checked="" type="checkbox"/> Use system value
Transactions Update Schedule <small>[store view]</small>	<input type="text" value="0 0 * * 0"/> <small>This setting will be used to allow you to define schedule how often you want to update transactions</small>	<input type="checkbox"/> Use system value
Summary Update Schedule <small>[store view]</small>	<input type="text" value="0 0 * * 0"/> <small>This setting will be used to allow you to define schedule how often you want to update summary</small>	<input type="checkbox"/> Use system value

Activate Windows  
Go to Settings to activate Windows.

## Cash Back Reminder

- **Enable (Yes/No)** - This setting will enable or disable module.
- **Email Sender** - Please select sender/from email address for Cash Back reminder email.


- **Email Template** - Please select email template for Cash Back reminder email.
- **Second Email Template** - Please select email template for second Cash Back reminder email.
- **Cashback Reminder Message** - Please add a custom message for Cash back expiry reminder %1 and %2 is dynamic variable for amount and date.
- **Cashback Second Reminder Message** - Please add a custom Message for Cas back expiry second reminder %1 and %2 is dynamic variable for amount and date.
- **Cashback Expiry Reminder Schedule** - Please define how often you want to run cron for the cash back reminder email.
- **Send reminder (days)** - Please add number of days for reminder email to be sent to the user before the Cash back Discount expires. For e.g. If set to "1" day, then an email will be sent 1 day before the Cash Back Discount expiry date.
- **Send second reminder (days)** - Please add number of days for second reminder email to be sent to the user before the Cash back Discount expires. For e.g. If set to "1" day, then an email will be sent 1 day before the Cash Back Discount expiry date.

### Cash Back Reminder

<p><b>Enable (Yes / No)</b> <small>[store view]</small></p>	<p>Yes</p> <p>This setting will enable or disable module.</p>	<p>Select "Yes" to enable the Cashback Reminder</p>
<p><b>Email Sender</b> <small>[store view]</small></p>	<p>General Contact</p> <p>Please select sender/from email address for Cash Back reminder email.</p>	<p>Please select the Email Sender</p>
<p><b>Email Template</b> <small>[store view]</small></p>	<p>Cashback Expiry Reminder (Default)</p> <p>Please select email template for Cash Back reminder email.</p>	<p>Please select email template</p>
<p><b>Second Email Template</b> <small>[store view]</small></p>	<p>Cashback Expiry Second Reminder (Default)</p> <p>Please select email template for second Cash Back reminder email.</p>	<p>Please select second email template</p>
<p><b>Cashback Reminder Message</b> <small>[store view]</small></p>	<p>Your cashback amount of %1 is going to be expired on %2. So shop with us</p> <p>Please add a custom Message for Cashback Expiry reminder.%1 and %2 is dynamic variable for amount and date.</p>	<p>Please add the Cashback Reminder Message</p>
<p><b>Cashback Second Reminder Message</b> <small>[store view]</small></p>	<p>Your cashback amount of %1 is going to be expired on %2. So shop with us</p> <p>Please add a custom Message for Cashback Expiry reminder.%1 and %2 is dynamic variable for amount and date.</p>	<p>Please add the Second Reminder Message</p>
<p><b>Cashback Expiry Reminder Schedule</b> <small>[store view]</small></p>	<p>*/10</p> <p>This setting will be used to allow you to define schedule how often you want to optimise images</p>	<p>Please add the Cashback Expiry Reminder Schedule</p>
<p><b>Send reminder (days)</b> <small>[store view]</small></p>	<p>31</p> <p>Please add number of days for reminder email to be sent to the user before the Cash Back Discount Expires. For e.g. If set to "1" day, then an email will be sent 1 day before the Cash Back Discount expiry date.</p>	<p>Please add the Send reminder days</p>
<p><b>Send second reminder (days)</b> <small>[store view]</small></p>	<p>30</p> <p>Please add number of days for second reminder email to be sent to the user before the Cash Back Discount Expires. For e.g. If set to "1" day, then an email will be sent 1 day before the Cash Back Discount expiry date.</p>	<p>Please add the Send second reminder days</p>

- **Create Cart Price Rules for Cashback Discount** - You can create cart price rules from **Admin > Marketing > Promotions > Cart Price Rules** > Click on "**Add New Rule**", it redirects on new cart price rule and by filling all the required details you can create the new cart price rule.

## Cart Price Rules



Search [Reset Filter](#) 4 records found

ID	Rule	Coupon Code	Start	End	Status
<input type="text"/>	<input type="text"/>	<input type="text"/>	From <input type="text"/> To <input type="text"/>	From <input type="text"/> To <input type="text"/>	<input type="text"/>
5	New rule for testing		Aug 6, 2019	--	Inac
6	Rule for testing -Test 01		Aug 7, 2019	--	Inac
8	New		Aug 12, 2019	--	Acth
7	rule for testing - 02		Aug 11, 2019	--	Acth

- **Cashback Transactions** - To view cash back transaction go to **Admin > Sales > Scommerce Cash Back > Cash Back > Cashback Transactions**.

The grid will have following columns/information:-

- **Customer Email** - Customer email Id
- **Cashback Amount** - Cashback amount
- **Cashback Expiry** - Cashback discount expiry date
- **Transaction Date** - Date of added or deducted cash back discount
- **Status** - Cash Back discount status (Applied/Processing/Used)
- **Updated\_at** - Updated date

## Cashback Transactions

24 records found

Filters Default View Columns

30 per page 1 of 1

Customer Email	Cashback Amount	Cashback Expiry	Transaction Date	Status	Updated_at
roni_cost@example.com	7.00	Dec 11, 2019 8:21:13 PM	Sep 12, 2019 9:21:13 AM	Used	Sep 12, 2019 9:25:48 AM
roni_cost@example.com	7.00	Dec 11, 2019 8:25:09 PM	Sep 12, 2019 9:25:09 AM	Processing	Sep 12, 2019 9:25:09 AM
roni_cost@example.com	4.00	Dec 11, 2019 8:28:25 PM	Sep 12, 2019 9:28:25 AM	Processing	Sep 12, 2019 9:28:25 AM
roni_cost@example.com	-7.00		Sep 12, 2019 9:28:25 AM	Applied	Sep 12, 2019 9:28:25 AM

- **Applied Cashback Details on the Order View Page** - You can view the applied cashback discount at **Admin > Sales > Orders > select Order > View**.

#000000394

← Back Delete Cancel Send Email Hold Invoice Ship Reorder Archive

Order Total

Notes for this Order

Status

Pending

Comment

Text input field for comments

Notify Customer by Email

Visible on Storefront

Submit Comment

Order Totals

Subtotal

Shipping & Handling

Tax

Cashback Discount

Grand Total

Total Paid

Total Refunded

Total Due

- **Cashback Customize Email Template** - You can display cashback discount in any of your email templates using the built in variables.

<p>cashback</p>

{{var cashback}} - - - this is to display cashback value

{{depend cashbackDiscount}} - - - this is to make clause (if cashbackDiscount exist and not 0 then show something)

<p> cashbackDiscount </p>

{{{/depend}}}

Your Main Website Store order confirmation

! "example.com" doesn't seem to be the real sender of this message

Deliverability Reply Forward Print Delete

Sales <sales@example.com>

Tuesday, October 29, 2024 5:53:04 PM

Show pictures

Your Order #000000683

Placed on 29 Oct 2024, 11:49:14

Billing Info

test VAT  
8 Bell Terrace  
Dartford, DA1 5FN  
United Kingdom  
T: 07448644118

Shipping Info

test VAT  
8 Bell Terrace  
Dartford, DA1 5FN  
United Kingdom  
T: 07448644118

Payment Method

Check / Money order

Shipping Method

Flat Rate - Fixed

cashback

£2.54  
cashbackDiscount

Items	Qty	Price
Maxima Drawstring Short SKU: WSH02-29-Orange Size 29 Color Orange	1	Excl. Tax: £25.45 Incl. Tax: £28.00

# Front-end Site View

- **Cashback Qualifying Message on the Checkout Page** - You can define qualifying message from Admin > Stores > Configuration > Scommerce Configuration > Cashback Qualifying Message - " ", the message will be shown on the checkout page.
- **Cashback Discount Option on the Checkout Page** - When you enable the module and if there is any cash back discount available then it shows "Apply cash back discount" option on the checkout page and by checking this option you can apply for cash back discount.

tset  
MUMBAI, Hawaii 400055  
United States  
0982 053 5340

Apply cash back discount

[Apply Discount Code](#) ▾

- **Applied Cashback Discount on the Checkout Page** - You can see the applied cash back discount on the checkout page under "Order Summary" section.

Shipping  Review & Payments

Payment Method

Check / Money order


My billing and shipping address are the same

testkk testddd  
Nagar, Manjri Budruk  
PUNE, Colorado 412308  
United States  
234 rts

Order Summary	
Cart Subtotal	\$
Cashback Discount	-\$
Shipping Best Way - Table Rate	\$
<b>Order Total</b>	<b>\$5</b>

- **Auto Apply Discount** - To apply discount automatically and hide checkbox on checkout, set 'Auto apply discount' to 'Yes' from Admin > Stores > Configuration > Scommerce Configuration > Cash Back > Auto apply discount - "Yes/No".


## Payment Method

 PayPal (Braintree)

---

Credit Card (Braintree)

---

 PayPal Express Checkout [What is PayPal?](#)

---

Cash On Delivery

---

Purchase Order

---

Check / Money order


---

[Apply Discount Code](#) ▾

## Order Summary

Cart Subtotal	£1
Cashback Discount	-
Shipping Excl. Tax Free Shipping - Free	
Shipping Incl. Tax Free Shipping - Free	
Tax	£
<b>Order Total</b>	<b>£13</b>

1 Item in Cart



Cruise Dual Analog Watch  
Qty: 2  
£110.00

- **Cashback Discount Details on the Front-end - My Account Section** - You can view cash back details on the front-end from My Account > My Cashback History.

My Subscriptions

My Downloadable Products

My Wish List

---

Address Book

Account Information

Stored Payment Methods

Billing Agreements

---

My Product Reviews

Newsletter Subscriptions

**My Cashback History**

### Cashback History

Available Cashback Amount: **\$9.00**

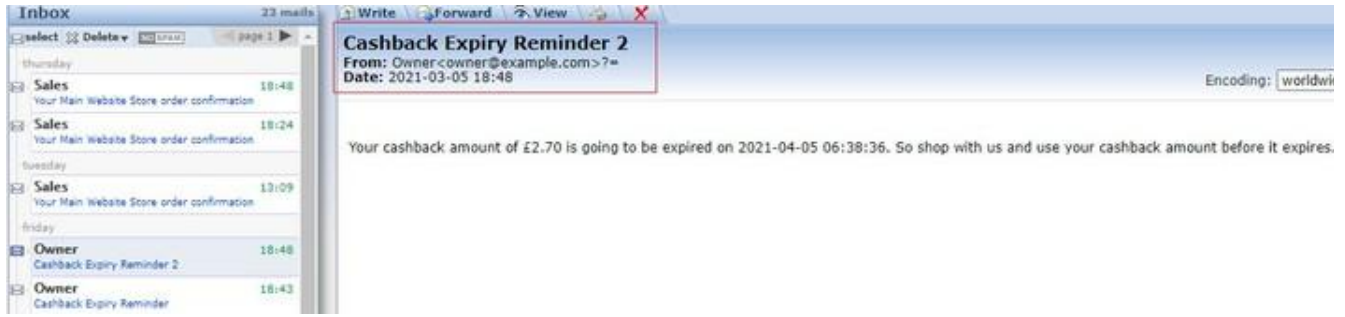
Transactions Date	Cashback Amount	Valid Till	Updated At	Increment Id	St
Jan 19, 2020 5:36:33 PM	90.00	Feb 19, 2020 5:36:33 AM	Jan 19, 2020 5:38:00 PM	000000387	Vc
Jan 8, 2020 9:56:15 AM	9.00	Feb 8, 2020 9:56:15 AM	Jan 8, 2020 9:56:15 AM	000000353	Pr
Dec 18, 2019 11:11:27 AM	9.00	Jan 18, 2020 11:11:27 AM	Dec 18, 2019 11:51:01 AM	000000303	Ac
Dec 17, 2019 11:56:25 AM	32.00	Jan 17, 2020 11:56:25 AM	Dec 17, 2019 11:56:25 AM	000000296	Pr
Dec 16, 2019 12:35:43 PM	9.00	Jan 16, 2020 12:35:43 PM	Dec 16, 2019 12:35:43 PM	000000292	Pr
Dec 16, 2019 9:41:39 AM	9.00	Jan 16, 2020 9:41:39 AM	Dec 16, 2019 9:41:39 AM	000000291	Pr

- **Cashback Expiry Reminder Email** - When you enable the "Cash Back Reminder" from Admin > Stores > Configuration > Scommerce Configuration > Cash Back > Cash Back Reminder > Enable - "Yes", it sends an expiry reminder email to customers before the period of the discount expired.



The screenshot shows an email client interface. The inbox on the left lists several 'Sales' and 'Owner' emails. The main window displays an open email titled 'Cashback Expiry Reminder' from 'Owner <owner@example.com>'. The email content states: 'Your cashback amount of £2.70 is going to be expired on 2021-04-05 06:38:36. So shop with us and use your cashback amount before it'.

- **Second Cashback Expiry Reminder Email** - You can set the email templates and reminder days for second email from Admin > Store > Configuration > Scommerce Configurations > Cash Back Reminder- Second Email Template and Send second reminder (days).



- **Order Confirmation Email** – You can see the applied cashback discount on the order confirmation and invoice emails.

**Your Main Website Store order confirmation**  
**From:** Sales<sales@example.com>?=  
**Date:** 2021-03-22 19:57  
 - Show pictures. --

---

Placed on March 22, 2021 at 2:57:27 PM GMT

<p><b>Billing Info</b></p> <p>reminder cashback        8 Bell Terrace        Dartford, DA1 5FN        United Kingdom        T: 07448644114</p>	<p><b>Shipping Info</b></p> <p>reminder cashback        8 Bell Terrace        Dartford, DA1 5FN        United Kingdom        T: 07448644114</p>
<p><b>Payment Method</b></p> <p>Check / Money order</p>	<p><b>Shipping Method</b></p> <p>Flat Rate - Fixed</p>

Items	Qty	Pr
<b>Affirm Water Bottle</b> SKU: 24-UG06	1	£7
		Subtotal
		£7
		Shipping & Handling
		£4
		Tax
		£2
		Cashback Discount
		-£2
		<b>Grand Total</b>
		<b>£10</b>

- **Invoice Email** – Below is the image where you can see applied cashback discount.

# Invoice for your Main Website Store order

**From:** Sales<sales@example.com>?=

**Date:** 2021-03-22 19:58

-- Show pictures. --

## Billing Info

reminder cashback  
8 Bell Terrace  
Dartford, DA1 5FN  
United Kingdom  
T: 07448644114

## Shipping Info

reminder cashback  
8 Bell Terrace  
Dartford, DA1 5FN  
United Kingdom  
T: 07448644114

## Payment Method

Check / Money order

## Shipping Method

Flat Rate - Fixed

Items	Qty	Subtotal
<b>Affirm Water Bottle</b> SKU: 24-UG06	1	£7
	Subtotal	£7
	Shipping & Handling	£4
	Tax	£2
	Cashback Discount	-£2
	<b>Grand Total</b>	<b>£10</b>

If you have a question related to this extension please check out our [FAQ Section](#) first. If you can't find the answer you are looking for then please contact [support@scommerce-mage.com](mailto:support@scommerce-mage.com).

Revision #3

Created 26 May 2025 12:07:54 by scommerce

Updated 24 October 2025 10:11:05 by scommerce