

Magento2 Custom Options Discount

Installation and User Guide for Magento 2 Custom Options Discount

Table of Contents

1. [Installation](#)
 - *Installation via app/code*
 - *Installation via Composer*
2. [Configuration Settings for Custom options Discount](#)
 - *General Settings*
3. [Adding Custom Options to Products](#)
4. [Adding Cart Price Rules for Custom Options](#)
 - *Apply Cart Rule for all custom options available*
 - *Apply cart Rule for specific custom options*
5. [Frontend Screenshots](#)
 - *When "only for selected custom options is set to "Yes"*
 - *When "only for selected custom options is set to "No"*
 - *When "only for selected custom options is set to "Yes" and Conditions are set*

Installation

- **Installation via app/code:** Upload the content of the module to your root folder. This will not overwrite the existing Magento folder or files, only the new contents will be added. After the successful upload of the package, run below commands on Magento 2 root directory.

```
php bin/magento setup:upgrade
php bin/magento setup:di:compile
php bin/magento setup:static-content:deploy
```

- **Installation via Composer:** Please follow the guide provided in the below link to complete the installation via composer.

<https://docs.scommerce-mage.com/magento-2-extensions/installation-via-composer/installation-via-composer>

Configuration Settings for Custom options Discount

Go to Admin > Stores > Configuration > Scommerce Configuration > Custom options Discount

General Settings

- **Enabled** - Select "Yes" or "No" to enable or disable the module.
- **License Key** - Please add the license for the extension which is provided in the order confirmation email. Please note license keys are site URL specific. If you require license keys for dev/staging sites then please email us at support@sccommerce-mage.com.

General Settings

Enabled [store view]	Yes	Select "Yes" to enable the module
This setting will be used to enable or disable module		
License Key [store view]	cu4Ovtr1GMTic	Enter the License key for the module
This setting will be used to verify your license key for the give domain		
<small>N.B. License keys are domain specific so for your testing or staging sites please email us at core@sccommerce-mage.com</small>		

Adding Custom Options to Products

Login to your admin panel then go to **Catalog > Products**. Select your product and click edit from the action column. Scroll down to Customizable options. Click on add option to add a new custom option for the selected product.

Joust Duffle Bag ← Back Add Batch Add Attribute Save

Customizable Options

Custom options let customers choose the product variations they want. Import Options Add Option

1 of 1

Gift Wrap

Option Title: Gift Wrap Option Type: Field Required:

Price: £ 20.00 Price Type: Fixed SKU: gift_wrap01 Max Characters: 0

Test

Option Title: Test Option Type: Radio buttons Required:

Title	Price	Price Type	SKU
Test	£ 10.00	Fixed	test_01
Test2	£ 5.00	Fixed	test_02

Add Value

Adding Cart Price Rules for Custom Options

Go to **Marketing > Promotions > Cart Price Rules** and click on Add New Rule.

Cart Price Rules

Add New Rule

ID	Rule	Coupon Code	Start	End	Status	Web Site	Priority
			From <input type="text"/>	From <input type="text"/>	<input type="text"/>		
			To <input type="text"/>	To <input type="text"/>			
4	\$4 Luma water bottle (save 70%)	H20	Jan 4, 2021	--	Inactive	Main Website	0
5	Test rule for Advanced Reporting	ABC01	Aug 10, 2020	Nov 30, 2020	Inactive	Main Website, Retail Website	0
1	Buy 3 tee shirts and get the 4th free		Jan 4, 2021	--	Inactive	Main Website	0
2	Spend \$50 or more - shipping is free!		Jan 4, 2021	--	Inactive	Main Website	0
3	20% OFF Ever \$200-plus purchase!*		Jan 4, 2021	--	Inactive	Main Website, Retail Website	0
6	Custom Rule 1		Jan 4, 2021	Dec 31, 2021	Active	Main Website, Retail Website	0
7	Custom Rule 2		Jan 4, 2021	Jan 31, 2021	Inactive	Main Website, Retail Website	1

Apply Cart Rule for all custom options available

Create your Cart Price Rule Normally. Then scroll down to **Actions** dropdown. Make sure **Only for selected Custom Option?** Is set to "Yes". This option will enable the cart price rule to be applied on the custom options. Make sure there are no conditions set.

Actions

Apply

Fixed amount discount

Only for selected Custom Option?



Yes

Discount Amount *

10

Maximum Qty Discount is Applied To

0

Discount Qty Step (Buy X)

0

Apply to Shipping Amount



No

Discount amount is applied to subtotal only

Discard subsequent rules



No

Apply cart Rule for specific custom options

To create cart price rule for specific custom options you will need to add conditions in the Actions Column. For eg: - we have added a condition to apply discount only on the custom option that has custom options title as "Gift Wrap". So now the discount will only be available for the Gift wrap custom option. Similarly, you can create conditions based on custom options SKU and create your custom options discount.

Apply the rule only to cart items matching the following conditions (leave blank for all items).

If **ALL** of these conditions are **TRUE** :



Free Shipping

No

Conditions available for custom options are custom options title and custom options SKU.

Discount Amount *

Conditions Combination

What is Applied To

Quantity Step (Buy X)

Shipping Amount No
Discount amount is applied to subtotal only

Subsequent rules No

Defining the following conditions (leave blank for all items).


Free Shipping

Labels

Manage Coupon Codes

Frontend Screengrabs

When "only for selected custom options is set to "Yes"
Shopping Cart

Item	Price	Qty	Subtotal
 <p>Joust Duffle Bag</p> <p>Gift Wrap: gift Test: Test Product available after 2 days</p>	£85.00	<input type="text" value="1"/>	£85.00

Summary


Estimate Shipping and Tax

Subtotal	£85.00
Discount	-£20.00
Shipping (Flat Rate - Fixed)	£5.00
Tax	£13.00
Order Total	£83.00

Check Out with Multiple Addresses

When "only for selected custom options is set to "No"

Shopping Cart

Item	Price	Qty	Subtotal
 <p>Joust Duffle Bag</p> <p>Gift Wrap: gift Test: Test Product available after 2 days</p>	£85.00	1	£85.00

Apply Discount Code ▾


Update Shopping Cart

Proceed to Checkout

Check Out with Multiple Addresses

When "only for selected custom options is set to "Yes" and Conditions are set

Shopping Cart

Item	Price	Qty	Subtotal
 <p>Joust Duffle Bag</p> <p>Gift Wrap: gift Test: Test Product available after 2 days</p>	£85.00	1	£85.00

Apply Discount Code ▾

Update Shopping Cart

Proceed to Checkout

Check Out with Multiple Addresses

If you have a question related to this extension please check out our **FAQ Section** first. If you can't find the answer you are looking for then please contact support@scommerce-mage.com.

Revision #3

Created 26 May 2025 10:28:20 by scommerce

Updated 24 October 2025 10:10:53 by scommerce